



**Young
Explorers'
Club**

Young Explorers' Club Policies and Procedures

Revised on 02.04.2025

Address: Unit F1, Bymac Centre, Northwest Business Park,
Blanchardstown, Dublin 15

Phone number(s): 01 8853763

Email: info@polskieprzedszkole.ie

Website: www.polskieprzedszkole.ie

Manager: Monika Panek-Stoltman

All Staff are furnished with a copy of the within policies and further hard or electronic copies are available from Management. Copies of these policies are available from Management to parents/guardians of children in the Service.

Young Explorers' Club Policies & Procedures January 2020

Staff declaration

At the start of your employment with Young Explorers' Club you are required to complete an induction session during which all our policies and procedures (including Employment, Childcare, Health and Safety and Data Protection) will be outlined to you. Information relating to these will be given to you at the induction.

As a staff member you are required to follow all policies and procedures within these documents. You are required to comply fully with the Child Care Act 1991 [Early Years Services] Regulations 2016 which are incorporated into the information provided to you in the above and this document.

I declare that I have read, acknowledged, and fully understood Young Explorer's Club Policies and Procedures.

Staff signature

CONTEXT:

These policies have been developed with reference to:

The Child Care Act 1991 (Early Years Services Regulations) 2016

The Quality and Regulatory Framework (September 2018) (Early Years Inspectorate)

Children First: National Guidance for the Protection and Welfare of Children 2017 (Department of children and Youth Affairs)

Diversity, Equality and Inclusion Charter and Guidelines for Early Childhood Care and Education

Aistear: The Early Childhood Curriculum Framework

Siolta is the National Quality Framework for Early Childhood Care and Education

A wide range of other sources of information and guidelines as referenced in the above

Roles and Responsibilities Regarding Policies:

Relevant staff have a clear understanding of their roles and responsibilities in relation to developing, approving, distributing and reviewing policies

CONTENTS:

GOVERNANCE

1. Statement of Purpose and Function
 - Mission Statement and Ethos
 - Key Information
 - Range of Services and Facilities
 - General Fee Payment Information
2. Children's Charter
3. Complaints
4. Recruitment (including Garda Vetting)
5. Staff Absences
6. Staff Training
7. Staff Supervision

HEALTH, WELFARE AND DEVELOPMENT

8. Settling-In
9. Behaviour Management (including Managing Challenging Behaviour)
10. Inclusion
11. Healthy Eating (incorporating Food Hygiene)
12. Outdoor Play
13. Use of Internet, Photographic and Recording Devices (incorporating Multimedia)

SAFETY

14. Child and Adult Protection Policy
15. Safeguarding Statement
16. Medication Management
17. Accidents and Incidents
18. Infection Control
19. Intimate and Personal Care
20. Nappy Changing
21. Safe Sleep
22. Risk Management
23. Checking in and Out and Record of Attendance
24. Dropping Off and Collection of Children
25. Fire Safety
26. Outings

Above are all the mandatory policies. The non-mandatory policies are overleaf.

Young Explorers' Club Policies & Procedures January 2020

27. Supervision of Children - Indoor and Outdoor
28. Missing Child
29. Sun Safety
30. Animals
31. Toileting
32. Critical Incident and Evacuation Plan
33. Partnership with Parents/Guardians
34. Curriculum

APPENDICES:

- APPENDIX A: CHILDREN AND BEHAVIOUR**
- APPENDIX B: METHODS TO SUPPORT POSITIVE BEHAVIOUR**
- APPENDIX C: PRINCIPLES OF AN INCLUSIVE CULTURE IN THE EARLY CHILDHOOD SERVICE**
- APPENDIX D: AIM-ACCESS AND INCLUSION MODEL**
- APPENDIX E: SERVICE EVALUATION**
- APPENDIX F: TUSLA NOTIFICATION OF INCIDENTS FORM**
- APPENDIX G: EXCLUSIONS**
- APPENDIX H: VACCINATION SCHEDULE**
- APPENDIX I: - DISCLAIMER TO BE SIGNED BY PARENTS WHERE CHILDREN ARE NOT VACCINATED.**
- APPENDIX J: - STAFF MEMBER'S DISCSLIAMER WHERE THE STAFF MEMBER IS NOT VACCINATED**
- APPENDIX K: SPECIFIC DISEASES**
- APPENDIX L: SAFE SLEEP CHECKLIST (FOR DISPLAY)**
- APPENDIX M: COT DEATH PROCEDURES**
- APPENDIX N: OUTINGS CHECK LIST**
- APPENDIX O: DEALING WITH MEDIA**
- APPENDIX P: EARLY CHILDHOOD EDUCATION FRAMEWORK PRINCIPLES**
- APPENDIX Q: RECEIPT OF POLICIES BY STAFF MEMBERS**
- APPENDIX R: REVIEW OF POLICIES BY THE SERVICE**

INFORMATION:

SÍOLTA, the National Quality Framework for Early Childhood Education

GOVERNANCE

Property of Young Explorers' Club

1. STATEMENT OF PURPOSE AND FUNCTION

Document Title:	Statement of Purpose and Function
Unique Reference Number:	001
Document Author:	Young Explorers Club
Document Approved:	Bart Siniarski
Person(s) responsible for developing, distributing and reviewing Policy	Bart Siniarski
Person responsible for approving Policy	Bart Siniarski
Method of communication of policies to staff (email / hard copy / induction training)	Available online through "Family"
Method of communication of policies to parents/guardians (full policies via email, hard copy)	Hard copy available in the service
Method of communication of policies to Stakeholders (full policies via email, hard copy)	Email or hard copy
Date the Document is Effective From:	January 2020
Scheduled Review Date:	Annually
Number of Pages:	6

This policy is available to and has been communicated to parents/guardians and stakeholders.

This Statement is available to parents, staff and relevant stakeholders

Relevant staff know the requirements and have a clear understanding of their roles and responsibilities in relation to this policy. Relevant staff have received training on this policy. Relevant staff have been trained on this policy.

Purpose and Function:

The purpose of these policies is to set out the Service's policies and procedures

Mission Statement and Ethos:

At Young Explorers Club we are committed to provide excellent standards of care for the holistic development of your child. Our mission statement is to prepare and provide the most natural and life enhancing environment for the child, observing the children and continually adapting the environment to support the fulfilment of the child's greatest potential physically, mentally, emotionally and spiritually.

Young Explorers' Club Policies & Procedures January 2020

Our ultimate aim is to provide a childcare programme, which promotes optimal development for each child, supports parents, upholds best practices of early childhood education and promote collaborations that help all children realise their potential.

The ethos of our service is very apparent to all who visit. Children, parents and staff will regard this service as an extension of the home. We believe in ensuring that children who attend this service have the opportunity to experience: Spontaneous expression Esteem as an individual Self-confidence and zest in learning Sociability, friendship and co-operation of others Equal opportunities irrespective of gender, race, culture and disability.

KEY INFORMATION:

Opening Hours:	6:30am-6:00pm
No of Weeks per year opened:	52
Capacity:	27
No. of Children attending the Service:	25
Age Range:	12 months to 6 years
Ratios:	1 – 2 Years 1:5 2 – 3 Years 1:6 3 – 6 Years 1:8
Curriculum:	Montessori and Play-based curriculum inspired by the national curriculum framework Aistear and Siolta
Address:	Unit F1, Bymac Centre, Northwest Business Park, Blanchardstown, Dublin 15
Phone Number:	01 8853763
Email:	info@polskieprzedszkole.ie

Young Explorers' Club Policies & Procedures January 2020

Key Personnel: In-House

Manager (Person in charge):	Monika Panek-Stoltman
Deputy in the absence of Manager:	Agata Boderá
Health and Safety Officer:	Bart Siniarski
Fire Officer:	Bart Siniarski
First Aid Co-ordinator:	Bart Siniarski
Designated Liaison Person:	Monika Panek-Stoltman
Deputy Designated Liaison Person:	Agata Boderá
Data Controller:	Bart Siniarski

Key Personnel: External

TUSLA Early Years Inspection Team:	Dublin North City, Early Years Inspector, Ground Floor, Unit 4 & 5, Nexus Building, Block 6A, Blanchardstown Corporate Park, Dublin 15, 01 8975115
TUSLA Social Work Department:	Child and Family Agency, 180-189 Lakeshore Drive, Airside Business Park, Swords, Co. Dublin, 01 8708000
Garda:	Blanchardstown Garda Station Ph. 01-6667000
Doctor:	Corduff Primary Care Centre, Blackcourt Road, Blanchardstown, Dublin 15, 076 695 6700
Pharmacist:	Allcare Pharmacy Mulhuddart, 1 15 Church Rd, Buzzardstown, Dublin, D15 X4P1, (01) 640 4015
Hospital:	Connolly Hospital Blanchardstown, 01-6465000
Fire Brigade:	999 / 112
Fire Maintenance:	Apex Fire Ph. 01 4507749
Pest Control:	Owl Pest Control Ph. 01 4523680
Garda Vetting:	Early Childhood Ireland Ph. 01 4057100
Water Leaks:	1850 278778
Electricity Emergency:	1850 372999 (24-hours)
Gas Emergency:	1850 205050 (24-hours)

Type/ Class of Service:

Young Explorers' Club Policies & Procedures January 2020

Full Day Care in accordance with the Child Care Act 1991 (Early Years Services) Regulations 2016. It is aimed at families who require full-day care for their children for reasons of work or respite

The aim of this Service is to provide a Full Day Care facility for children aged 12 months to 6 years. We open 52 weeks per year and daily from 6:30am to 6:00pm, Monday to Friday. We have capacity to cater for 27 children at any one time and our ratios are listed overleaf. This Service is privately owned by Iwona Siniarska.

We deliver the following curriculum: Montessori and Play-based curriculum inspired by the national curriculum framework Aistear and Siolta

Range of Services and Facilities:

Our Service:

- We are open 52 weeks per year.
- We will close for 3 days at Christmas.
- We are offering the following funding schemes: ECCE, NCS and CCSP.

Our Facilities include:

- Large fully walled, well-equipped outdoor and indoor play area.
- Playground with safety surface.
- 3 large, bright, spacious rooms
- Safety-fencing, safe set-down area.
- Trained and qualified staff.

Fees:

The Fee Schedule is on display

Parents/guardians are required to sign a Parent Agreement regarding fee payment:

- Fees must be paid monthly by every 5th of day of the month.
- Fees must be paid by bank transfer or cash.
- Fees must be paid to the 'person in charge' by cash.
- A receipt will be issued upon request.

Young Explorers' Club Policies & Procedures January 2020

- A deposit of €500.00 is taken in advance when a child is given a place. A non-refundable deposit is required to secure a childcare place. This deposit will not be returned if the parent/guardian decides not to take the place after it has been confirmed. The Service allocates resources and reserves the space for the child, and a late withdrawal results in significant operational and financial loss. The deposit is therefore retained to cover these costs.
- Management also reserves the right to request that the parent/guardian withdraw their child/children from the Service if they are not settling in or adapting to the environment. In such cases, the Management agrees to give four weeks' notice to allow the parent/guardian time to make alternative arrangements.
- Deposits for ECCE children are refunded when a child is accepted onto a scheme.
- All other deposits are refunded on receipt of four weeks' notice that a child is leaving the service. Otherwise deposits are refunded with a child is leaving the service to go to "Big School".

Reviewing Fees:

- Fees are reviewed annually by the management.
- Parents/guardians will be informed by 4 weeks' notice of increase in fees.

Payments in relation to Holidays or Illness of the Child/Children:

- Parents/guardians will be required to pay for any days/weeks that their child/children do not attend the Service.
- In the case of a long term, medically certified illness of a child, parents/guardians are advised to keep in contact with the Manager on a regular basis. Further arrangements will be discussed with the Parent/Guardian.
- There is no reduction in fees for Public/Bank Holidays.

Closure in Exceptional Circumstances:

In the event of the closure of the Service in exceptional circumstances, that is beyond the control of the Management i.e. adverse weather conditions, the following will apply:

- Full fees for the closure period will be payable.

Late Collection of Child/Children from the Preschool:

Parents/guardians should note that due to legislative requirements under the Child Care Act 1991 (Early Years Services) Regulations 2016 and *Children First* – Child Protection Guidelines two members of staff are required to be with the child/children.

- Parents/guardians are advised to keep within their agreed time for collection of their child/children for the above reasons. We require that all children should be collected by the designated time in order that the Service may follow health and safety practices to ensure that the Service may close safely.
- Please see the Dropping Off and Collection of Children Policy and Procedure.
- If the child is not collected at a closing time, a teacher is required to call a parent
- If the parent cannot be reached within the 15 minutes time frame, the teacher should send a text message to a parent and contact an emergency person
- If the parent or the emergency person cannot be reached within the 2 hours, the teacher should contact TUSLA and Gardai.
- There is a Late Collection Fee of €10.00 per every 10 minutes and thereof if a child is collected 5 minutes after the closing time. For example:

Parent arrives at 18:08:15 - €10 late collection fee is applied

Parent arrives at 18:16:40 - €20 late collection fee is applied

Parent arrives at 18:37:01 - €40 late collection fee is applied

- The collection time can be verified using the CCTV footage within 2 days after the occurrence of a late collection

Withdrawal of Children:

Parents/guardians sign up and agree in the Fee Agreement Form that they will:

- Give notice, in writing, that the child/children are leaving the Service
- Give four weeks' notice or pay four week's fees.
- Management also reserve the right to request that the Parent/Guardian withdraw their child/children from the Service if they are not 'settling in' or adapting to the environment. The Management agrees to give four weeks' notice of this to the Parent/Guardian so that they can make alternative arrangements.

Young Explorers' Club Policies & Procedures January 2020

Non-Payment of Fees:

- Non-payment of fees may result in loss of placement.
- A repeated failure to pay fees may result in suspension or withdrawal of child's place until the matter is resolved.
- Any delays in payments must be discussed in advance and agreed with management.

Signed: _____ **Date:** _____

Name:

Person responsible for approving the Policy

2. CHILDREN'S CHARTER

Document Title:	Children's Charter
Unique Reference Number:	002
Document Author:	Young Explorers Club
Document Approved:	Bart Siniarski
Person(s) responsible for developing, distributing and reviewing Policy	Bart Siniarski
Person responsible for approving Policy	Bart Siniarski
Method of communication of policies to staff (email / hard copy / induction training)	Available online through "Family"
Method of communication of policies to parents/guardians (full policies via email, hard copy)	Hard copy available in the service
Date the Document is Effective From:	January 2020
Scheduled Review Date:	Annually
Number of Pages:	2

This policy has been communicated to parents/guardians.

Relevant staff know the requirements and have a clear understanding of their roles and responsibilities in relation to this policy.

Relevant staff have received training on this policy.

Statement of Intent:

Young children rely on responsible adults to care and protect them. Our staff are in a relationship of special trust - one that is powerful and important. We recognise that our role is multi-faceted, and we have developed this code of ethics to provide the best quality service possible.

Policy and Procedure:

This Code of Ethics is underpinned by the following principles.

- The well-being of the individual child is of fundamental importance.
- We acknowledge the uniqueness of each child attending our Service.

Young Explorers' Club Policies & Procedures January 2020

- We consider the needs of the child within the context of the family and culture, as the family has a major influence on the young child.
- We take into account the critical impact of self-esteem on the individual child's development.
- We base practice on sound knowledge, research and theories, while at the same time recognising the limitations and uncertainties of these.
- We work to fulfil the right of all children and their families for access to services of high quality.

Procedure:

Based on the above principles we have developed the following Children's Charter.

Children's Charter:

- Children's welfare and their rights to a secure, healthy and happy childhood are paramount.
- The experiences children receive in their early years are critically important in terms of future development.
- Children are entitled to expect that all adults will respect, uphold and preserve their rights and to ensure that their feelings and wishes are taken into account.
- Children should have the opportunity to make choices and develop a sense of responsibility for their own actions appropriate to their age.
- Children, parents/guardians should not be discriminated against, particularly in relation to colour, age, race, religion, gender, disability, medical conditions or background.
- Parents/guardians should be recognised and respected as children's first and continuing educators.

Signed: _____ **Date:** _____

Name:

Person responsible for approving the Policy

3. COMPLAINTS

Young Explorers' Club Policies & Procedures January 2020

Document Title:	Complaints
Unique Reference Number:	03
Document Author:	Young Explorers Club
Document Approved:	Bart Siniarski
Person(s) responsible for developing, distributing and reviewing Policy	Bart Siniarski
Person responsible for approving Policy	Bart Siniarski
Method of communication of policies to staff (email / hard copy / induction training)	Available online through "Famly"
Method of communication of policies to parents/guardians (full policies via email, hard copy)	Hard copy available in the service
Date the Document is Effective From:	January 2020
Scheduled Review Date:	Annually
Number of Pages:	6

This policy is available and has been communicated to parents/guardians and staff.

Relevant staff know the requirements and have a clear understanding of their roles and responsibilities in relation to this policy.

Relevant staff have received training on this policy.

Statement of Intent:

We are committed to giving careful attention and a courteous, timely response to suggestions, comments or complaints so that we can learn from them and continuously improve our Service. All complaints are dealt with in a confidential manner without fear, favour or prejudice.

The Service has a consistent and unbiased approach used to manage all complaints within the Service.

Young Explorers' Club Policies & Procedures January 2020

All complaints are investigated promptly, taken seriously and handled appropriately and sensitively. Complaints are managed and reported in line with the Service's Complaints policies and procedures.

The written record of a complaint is available on the premises for inspection by the Early Years Inspectorate.

Where a Child in the Service Makes a Complaint or Expresses a Concern to his/her parent or guardian:

Where a parent notifies the Service that a child has made a complaint to them or expressed a concern about the Service or a staff member, contractor, unpaid worker, student or volunteer at the Service it is the policy of this Service to treat such notification by a parent/guardian as a complaint and the complaints procedure contained in this policy will immediately come into force.

Where a Child Makes a Complaint or Expresses a Concern to a Staff Member, Contractor, Unpaid Worker, Student or Volunteer at the Service

Where a child makes a complaint or expresses a concern to a staff member, contractor, unpaid worker, student or volunteer at the Service about a staff member, contractor, unpaid worker, student or volunteer at the Service, the person to whom the complaint or concern is made must immediately report the matter to the Manager who will contact a child's parents/guardian to arrange to meet with them at the earliest possible opportunity and the Service's complaints procedure will immediately come into force.

Where the complaint is about the Manager, the matter must be reported to the Deputy Manager.

Where a Child is Overheard Making a Complaint or Expressing a Concern to a Peer in the Service:

Where a child is overheard making a complaint or expressing a concern to a peer in the Service the person hearing the conversation shall immediately report the matter to the Manager

Young Explorers' Club Policies & Procedures January 2020

The Manager should immediately contact the child's parents/guardian and to arrange to speak with the child in compliance with the Service's Child Safeguarding Statement

- All complaints must be made to the Manager, Monika Panek-Stoltman.
- Where the complaint is made about the Manager Where the complaint is made about the Manager (The Person in Charge) the complainant can complain to Iwona Siniarska.
- Or where the service is operated by one person, and if the complainant feels they cannot refer to the Manager or it is inappropriate to do so, the complaint should be referred to an outside agency such as Tusla, Pobal or An Garda Síochána depending on the nature of the complaint.
- Complaints will be dealt with in an open and impartial manner.
- The complaint [made verbally] will be documented and remain confidential.
- The complaint will be investigated to assess if the Service has breached our policy and procedures.
- This investigation may be carried out by an independent third party if deemed necessary and appropriate
- Staff may be consulted during the investigation process
- If a complaint is made against a staff member the HR policies may be invoked, including the discipline policy

Informal

- Every attempt will be made to resolve the matter as quickly and amicably as possible in an informal manner and to the complainant's satisfaction.
- If agreement cannot be reached informally, the parents/guardians must make a formal complaint in writing to the Manager.
- The parent will be sent an acknowledgement that the complaint has been received and told how it will be dealt with, by whom and within a timeframe specified by the Manager and agreed by the complainant. If the complaint is made about the Manager, the Manager can acknowledge receipt of the complaint but may defer to a third party to manage the process
- The Manager will keep dated records summarising what was said and by whom.

Young Explorers' Club Policies & Procedures January 2020

- In the case of a complaint made against a member of staff, the staff member involved will be informed that a formal complaint has been made and given full details.
- The Manager will arrange to meet with the staff member and discuss the lodged complaint.
- The Manager will record and keep an accurate and detailed account of what was discussed.
- The Manager will review the complaint and consider all the relevant information as discussed and a decision will be made and recommendations if necessary.
- If a complaint involves a child protection concern (child abuse, neglect) this is passed to the Designated Liaison Person in the service and a separate reporting procedure will be followed in line with our Child Protection Policy and Children First 2017
- The Manager will inform all parties involved of the outcome of the complaint made. The Manager reserves the right to extend the timeframe of the investigation and resolution in complex cases. The complainant will be kept informed regarding the progress of their complaint hearing and will never be left more than one week without communication regarding the complaint

Appeals

If the complainant is not satisfied with the outcome of the complaint or a satisfactory resolution is not found within 28 days of the Manager's investigation and report, Management will offer (a) the opportunity to appeal the complaint to an external consultant with experience in dealing with complaints or (b) offer mediation

If the complainant is not satisfied with the outcome of the above interventions, they will be advised that the service is closing off the complaint and if appropriate will refer the complainant elsewhere.

- The agency to which a complaint may be referred may include such organisations as Tusla, HSE, DCYA, HSA depending on the nature of the complaint. We will cooperate fully in any investigation carried out by these agencies
- Upon closure of a complaint, the outcome is recorded with

Young Explorers' Club Policies & Procedures January 2020

- details of any recommendations
- details of any changes to practice, policy or statement
- Information about the appeals process
- Complaints will be kept on file for 2 years
- Complaints are stored confidentially, in a folder, in the Manager's office.
- Only management have access to complaints
- If a resolution is not found within 28 days of the Manager's investigation and report, the complainant will be advised on the options to complain elsewhere or will be offered mediation. The Manager reserves the right to extend the timeframe of the investigation and resolution in complex cases
- The complainant will be kept informed regarding the progress of their complaint hearing and will never be left more than one week without communication regarding the complaint
- The agency to which a complaint may be referred may include such organisations as Tusla, HSE, DCYA, HSA depending on the nature of the complaint.
- Upon closure of a complaint, the outcome is recorded with details of any recommendations, any changes to practice, policy or statement, and information is given about the appeals process.
- Complaints will be kept on file for 2 years and are open to inspection.

Management of Unsolicited Information to Tusla:

The Early Years Inspectorate (EYI) may receive information volunteered by parents, staff or members of the public about our Service. This is known as unsolicited information, and it can include comments, complaints or concerns.

- Unsolicited information which is deemed not to fall under the scope of the 2016 Regulations may be referred to another agency for action as appropriate by Tusla. We will cooperate fully if a complaint is referred to another agency and follow our policy in investigating the complaint ourselves
- Unsolicited information which is deemed to fall under the remit of the Regulations is then risk rated by the inspectorate to determine if there is a risk to the health, safety and welfare of child in the service. Again, we will fully cooperate with any review/risk assessment carried out by Tusla

Young Explorers' Club Policies & Procedures January 2020

- If the risk to children is assessed as low by Tusla it may not investigate but our Service will be required to investigate the matter in line with this complaints policy.
- When investigating the complaint, we may need to refer to other policies and procedures or follow our employment/staffing policies and procedures
- If there is an unsolicited complaint, we will act promptly to endeavour to resolve the issue as quickly as possible
- Like all other complaints we will log unsolicited information and retain for inspection for 2 years
- We will keep all parties informed of the progress of a complaint
- We will record each step of the process and keep detailed notes
- We will give the complainant a full explanation in writing of the outcome and the rationale for the decision
- We will always give the option of appeal the decision as outlined in this policy

Signed: _____ **Date:** _____

Name:

Person responsible for approving the Policy

4. RECRUITMENT (INCLUDING GARDA VETTING)

Document Title:	Recruitment (including Garda Vetting)
Unique Reference Number:	04
Document Author:	Young Explorers Club
Document Approved:	Bart Siniarski
Person(s) responsible for developing, distributing and reviewing Policy	Bart Siniarski
Person responsible for approving Policy	Bart Siniarski
Method of communication of policies to staff (email / hard copy / induction training)	Available online through "Famly"
Method of communication of policies to parents/guardians (full policies via email, hard copy)	Hard copy available in the service
Date the Document is Effective From:	January 2020
Scheduled Review Date:	Annually
Number of Pages:	13

This policy has been communicated to parents/guardians.

Relevant staff know the requirements and have a clear understanding of their roles and responsibilities in relation to this policy.

Relevant staff have received training on this policy.

Statement of Intent

To recruit the highest standard of personnel and ensure everyone working in the Service is suitable to work with children, to prevent any risk to children attending.

Policy and Procedure:

It is the policy of the Service to recruit and select the best candidate for any vacant position within our Child Care service. Our employees are one of the key resources we have in achieving our aims and objectives of providing good quality care to the children in our service. Our primary concern is selecting the right candidate that will cherish the children in our care and help each one of them to reach their potential.

Young Explorers' Club Policies & Procedures January 2020

The following is how our Service operates its recruitment process to ensure the best candidate is chosen for every position, with particular reference to the suitability to work with young children.

It is our policy to:

- Deal with all applications with courtesy and efficiency;
- Select candidates on the basis of their qualifications and/or experience for the vacancy concerned; and
- To give every person interviewed a fair and thorough hearing.

The Service will not:

- Discriminate unfairly against potential applicants on grounds of gender, civil status, family status, disability, sexual orientation, age, religion, race or membership of the Traveller community; or trade union membership / activity
- Discriminate unfairly against persons with a criminal record; or make any false statements in recruitment literature of job advertisements.

Job Descriptions and Personal Specifications:

We will use updated job specifications and job descriptions for each position. Further information is available from the Management.

Advertisement:

The avenues we use to advertise positions will depend on the vacancy and the budgets available.

- Advertisements and the selection process will not discriminate on any of the nine grounds protected by the Employment Equality Acts 1998 to 2008. These are gender, marital status, family status, sexual orientation, religion, age, disability, race, and membership of the Traveller community.
- It is essential that advertisements for all vacancies are impartial and objective.
- All employees on protective leave (such as maternity or parental leave) will be informed of each vacancy.
- All vacancies will be advertised both internally and externally, as may be appropriate.

Young Explorers' Club Policies & Procedures January 2020

- All vacancies will be advertised, at a minimum, through Indeed.ie and Adverts.ie
- Advertisements will set out the qualification requirements for the vacancy. Qualifications will depend on the position and all qualifications will be verified by having sight of original certificated
- Applicants will be asked to submit a CV and references.
- Every job applicant will be replied to without unreasonable delay.
- Potential applicants will be informed about the details and the terms and conditions of employment of the position advertised.

Interview:

Our aim is to draw out as much relevant information from each candidate as possible to enable us to make an accurate assessment of their suitability for the job.

Not all applicants will be called for interview. The Service aims to ensure an interview process that is free from discrimination. A gender-balanced interview panel will be provided where possible, but this may not always be feasible. The selection of persons who sit on the interview panel is at the discretion of the Management. All questions posed to the candidates will be consistent and will relate directly to the person's ability to do the job.

Candidates will be scored according to an interview selection form that has been designed to ascertaining the competencies and skills of the candidate to carry out the position. The job description and essential and desired criteria in the person specification are also utilised in the selection assessment. Fair and proper procedures will be followed.

After each interview is held, every candidate is assessed against the criteria set out in the job description, personal specification and their own qualifications. The interview sheet is then signed off by the interviewers.

Records of all applications, screening criteria and interview notes will be kept for a minimum period of 12 months by the Management, before being discarded.

Feedback will be given to unsuccessful internal candidates to support them in their future development.

Risk Management:

- The Service will also validate any necessary documentation relating to visas and work permits, where applicable.
- Candidates will be required to sign and declare that the information they have provided is true.
- Candidates will be required to provide details of two previous employers for reference-checking. Successful candidates will have their references checked before an offer of employment is made. References will be checked by telephone and in writing to validate and verify the candidate's identity and to check their employment history, qualifications, experience and suitability for the role. References should be recent, relevant to the post and should not be provided by family members. References will be held on the employee's personnel file.
- Written references from at least two past employers.
- A reference, if practicable, from the childcare employer if the candidate was previously employed in childcare.
- References will be validated.
- Reference should be from a reputable source, be in writing, be dated and signed by referee, give details of the referee's position, contain the address, phone number, logo or headed paper of the referee and the organisation's stamp where applicable
- The identity of the applicant will be confirmed against an original (not a photocopy) official documentation (such as a driving licence or passport), which includes the applicant's name, address, date of birth and a photograph. This should be compared with the written application. A copy of the candidates' driving licence or passport is required to be held on the employees' personnel file.
- CVs will be examined, and explanations sought for any gaps identified.
- Candidate's qualifications submitted with an application for a position with the Service will be checked and verified
- All staff will be Garda Vetted see detailed procedure later in this policy.

Qualifications for Staff Working Directly with Children:

The Service requires that each employee hold a minimum qualification as follows:

Young Explorers' Club Policies & Procedures January 2020

- A minimum of a major award in Early Childhood Care and Education at Level 5 on the National Framework of Qualifications or a qualification deemed by the Minister to be equivalent.
- An exemption from the qualification requirement and confirmation that this exemption is accepted by the Minister.
- The qualification requirement or relevant specialist training and the basis on which the capitation may be used for a person employed under the Access and Inclusion (AIM), detailed in an exemption letter from Pobal.

Probation:

Once all the pre-employment assessments have been completed, a written offer of employment will be extended to the successful candidate, with full details of his or her conditions of employment.

It is the policy of the Service that all such offers will include a probationary period, of six (6) months and not longer than eleven months even when the successful candidate has been previously employed within the Service. Reviews will be carried out throughout the probation period and at a minimum after the initial two weeks, after one month, after three months and at the end of the probation period. This gives the Service an opportunity to assess the suitability of a new worker to work with children and to implement the Service's policies on safe practices.

The Service will comply with Data Protection Acts, 1988 to 2003 and the 2016 General Data Protection Regulation ("GDPR") including:

- Obtaining and processing information fairly.
- Keeping it for explicit lawful purposes.
- Using it and disclosing it only in ways compatible with those purposes.
- Keeping it safe and secure.
- Retaining it for no longer than is necessary for that purpose.
- Giving a person a copy of his or her personal data on request.

Employment/Personnel Files:

Young Explorers' Club Policies & Procedures January 2020

Legislation requires that we keep certain records on our staff members. It is our policy to keep the following records for each staff member:

- C.V. and references
- Copy of advertisement
- Job description
- Person/job specification (selection criteria)
- Questions for interview
- Proof of identity (passport, driving license)
- Score sheet and interview notes
- Medical results
- Two validated references (Verbal and Written)
- Processed Garda Vetting Form
- Copies of letters sent to the candidate
- Contract signed by employee and employer
- Confirmation of Hire Form
- Sign off sheet on all policies and procedures
- Copies of validated qualifications
- Completed Induction Form
- Letter confirming successful probation completed
- Employee Training Record
- Copies of any other correspondence with the employee during the tenure of their employment
- Garda Vetting Declaration Form

Records in respect of employees will be held for 6 years. Records in respect of the recruitment process will be held for 12 months

Garda Vetting Disclosure Risk Assessment:

The Child Care Act 1991 (Early Years Services) Regulations 2016 require any person carrying on a preschool service must ensure appropriate vetting of all owners, emergency contact person, contractors (e.g. who carry out workshops with the children staff, students, and volunteers. Vetting must be available in English.

Young Explorers' Club Policies & Procedures January 2020

1. Checking employer and other reputable references in respect of owners, staff, students, volunteers, contractors and unpaid workers.
2. Seeking Garda vetting from An Garda Síochána.
3. In respect of owners, contractors (e.g. who carry out workshops with the children) staff, students, and volunteers who have lived abroad, for more than six continuous months, ensuring that these persons provide the necessary police vetting from other police authorities.

The Child Care Act 1991 (Early Years Services) Regulations 2016 require that services complete vetting prior to any person being appointed or being allowed access to children. Employment with the Service is subject to a satisfactory outcome of the Garda Vetting Process. Where an employee is successful for a position with the Service, they will be required to complete a Garda Vetting Application Form **before** they commence employment.

Management will ensure that the identity of the applicant is confirmed against an original (not a photocopy) of official documentation (such as a driving licence or passport), which includes the applicant's name, address, date of birth and a photograph. This should be compared with their written application.

Students and Contractors:

Any contractor (e.g. music drama etc) or student must satisfy the Service that they are Garda vetted by providing a certified copy of the vetting disclosure from the National Vetting Bureau and will not be required to reapply. A certified copy means a hard copy/original copy. The Service will note on the "copy" that it had sight of the original copy. If it is not possible to have sight of the original hard copy the Service will require that the copy has the stamp of the supplying organisation/college. In the event of e-vetting the relevant organisation can forward via email the original disclosure (password protected). The Service will do this with the consent of the person

Transition Year Students:

Transition year students do not require Garda Vetting. Garda Vetting will be required, however, for all transition students over 18 years. Transition Year students will require 2 validated references.

Support Staff:

Support Staff that visit the Service on a regular basis should be Garda Vetted. Other precautions to safeguard children will also be put in place (e.g. not allowing support staff have unsupervised access to children).

Staff from other Agencies:

Staff from other agencies such as Enable Ireland can transfer their vetting from that agency to our Service, but we will risk assess any disclosures as we would do with other staff.

Parents:

Parents who accompany children on occasional outings do not require Garda vetting, but will not be allowed unsupervised access to children.

Visitors:

Visitors like the local fireman or a parent giving a talk about their work do not need Garda Vetting but should not have unsupervised access to children. Persons making once off visits do not require Garda Vetting but should not have unsupervised access to children.

Employees Who Have Lived Outside of Ireland:

For persons who have lived/worked outside of the State for more than six continuous months (from the age of 18 years) need to be police vetted from the countries they lived in. The person is required to provide the original Police Vetting Certificate from these countries. This applies to international applicants and to Irish applicants who have lived/worked abroad. We will make reasonable steps to verify Police Vetting and these attempts will be recorded on the person's file. It may not be possible to receive vetting from some countries.

For employees who have worked/lived in the UK they will require an International Child Protection Certificate. This is available from: ACRO Criminal Records Office (ACRO). A Basic Disclosure will not be accepted. Further details are available from: www.acro.police.uk/icpc/

Young Explorers' Club Policies & Procedures January 2020

If vetting, references or qualifications are in another language (not English) these will be officially translated. This is our responsibility as employer.

Police Vetting is the property of the individual and can be used in multiple services. It can be copied and held on file, once we have had sight of the original.

Dealing with Disclosures:

The report that comes back from the NVB may show:

1. No previous convictions against the named applicant whose details were supplied.

OR

2. Details of convictions that appear on Garda records. These are based on the information supplied on the application for Garda Vetting. However, they cannot be positively confirmed by the Garda, as fingerprints have not been supplied. These details must be verified with the applicant before any decision is made.

OR

3. Prosecutions successful or not, pending or completed.

There is also the option of 'possible matches' where almost all the applicant's details match but there is some difference, such as the address or date of birth. Again, these details must be verified with the applicant before any decision is made. When information is returned indicating a prosecution or possible match, it is recommended that a Garda vetting review meeting be held with the applicant. This has two purposes:

1. To verify that the applicant is the person about whom the disclosure of convictions has been made. The information returned by the Garda may apply to the applicant and should be verified with the applicant before any decision is made.
2. To provide an opportunity for the employer and the applicant to discuss the disclosure from Garda vetting.

If the applicant disputes the information returned by the NVB, the onus is on the applicant to contact the Garda to resolve the matter.

Management may also convene a meeting together appropriate personnel such as a Development Worker from the CCC or a Consultant from an organisation with expertise in this field if required. The meeting will be convened to discuss the

Young Explorers' Club Policies & Procedures January 2020

disclosure from the NVB in relation to the (prospective) employee and to decide what action is required. Some points to consider are:

- Has the employee already indicated to the Service what may be disclosed by the NVB?
- Does the employee disclosure 'match' the NVB disclosure?
- Where the employee has not indicated to the Service what the NVB has disclosed then management needs to use the risk assessment below. This approach must consider the risk in terms of the individual, the offence, and the purpose of the job.
- Management may speak to the employee in relation to this matter before making a final decision.
- Management should record their decision and inform the (prospective) employee of their decision.

Risk Assessment:

Risk will be assessed in relation to the individual in terms of the risk due to the disclosed offence. In some cases, the relationship between the offence and the position the individual has applied for will be clear enough to take a decision as to whether or not the individual is suitable for employment with the Service. Points to consider are:

- Offences concerned with larceny, fraud and theft are crimes of deception and may be a behavioural indicator.
- Child Protection or related offences.
- Breaches in trust e.g. fraud.
- Offences against property e.g. arson, armed robbery.
- Drug related charges/convictions (particularly possession for sale or supply).
- Offences against the person e.g. assault, harassment, coercion.
- Offences against the State.

The risk will be assessed by the person in charge. Assessment of the risk of the employee together with the offence:

- In carrying out this assessment, the following factors in addition to other relevant case specific concerns should be considered and documented in support of the

Young Explorers' Club Policies & Procedures January 2020

recommendation to either stay on the current work assignment or transfer to a more suitable one.

- The seriousness of the offence and its relevance to the safety of the children.
- The length of time since the offence was occurred.
- The age of the applicant at the time.
- Whether the offence was a 'one off' or part of a history of offending.
- Whether the applicant's circumstances have changed since the offence was committed, making re-offending less likely.
- The degree of remorse or otherwise, expressed by the applicant and their motivation to change.
- The sentence imposed in relation to the offence.
- Whether the applicant has undertaken any kind of rehabilitation relating to the offence they committed e.g. anger management or drug treatment programme.
- Work history since the offence.
- Protecting the employee from situations that might cause difficulty e.g. allegations against them etc.

The risk assessment and the decision to employ or not to employ should be carried out by those nominated as outlined above.

Data Collected through Garda Vetting:

The Service will conform to the provisions of the Data Protection Act 1988 – 2018 and amending regulations in relation to the storage and of records.

Storage of Data:

The storage and security of Garda Vetting Form is a very important consideration under the Data Protection Acts. Appropriate security measures will be taken, by us, against unauthorised access to this data.

A minimum standard of security will include the following measures:

- Access to the information should be restricted to authorised staff on a "need-to-know" basis. Access to Garda Vetting Forms should be restricted to a maximum of two individuals within the Service.

Young Explorers' Club Policies & Procedures January 2020

- Access will also be restricted to external authorised personnel – e.g. the Early Year's Inspector.
- The forms will be stored in a lockable filing cabinet located away from public areas.
- Any information that needs to be disposed of will be done so carefully and thoroughly when out-of-date but only if a new vetting procedure has been completed.
- Premises will be secured when unoccupied.

Retention:

We will retain a record of the decision to appoint an employee and the reasons for the decision as part of the overall recruitment records. In the event of a decision not to appoint an employee on the basis of a Garda vetting disclosure, records should be retained confidentially indefinitely.

Repeat Garda Vetting:

The Garda Vetting procedure may be carried out at any time during the employee's contract of employment and the procedure should be followed at least every three years for continuing employees and in line with any subsequent legislation.

Records:

Garda vetting records should be kept for 5 years from the date of **commencement** of work

Note:

It is important to recognise the limitations of Garda/Police Vetting, which can only alert an employer to criminal convictions. Research indicates that very few child abusers receive criminal convictions. Garda vetting will be used as part of the overall safe recruitment practices of the service and is one component of the recruitment decision.

The Management reserves the right to use their own judgement about whether a person is suitable for a post with us.

Young Explorers' Club Policies & Procedures January 2020

Contract of Employment:

All successful candidates taking up employment are obliged to enter into a contract of employment with the Service to include terms and conditions.

Signed: _____ **Date:** _____

Name:

Person responsible for approving the Policy

Property of Young Explorer's Club

5. STAFF ABSENCES

Document Title:	Staff Absences
Unique Reference Number:	005
Document Author:	Young Explorers Club
Document Approved:	Bart Siniarski
Person(s) responsible for developing, distributing and reviewing Policy	Bart Siniarski
Person responsible for approving Policy	Bart Siniarski
Method of communication of policies to staff (email / hard copy / induction training)	Available online through "Family"
Method of communication of policies to parents/guardians (full policies via email, hard copy)	Hard copy available in the service
Date the Document is Effective From:	January 2020
Document updated on	19/04/2021
Scheduled Review Date:	Annually
Number of Pages:	4

This policy has been communicated to parents/guardians.

Relevant staff know the requirements and have a clear understanding of their roles and responsibilities in relation to this policy.

Relevant staff have received training on this policy.

Statement of Intent:

The Service will not operate if the appropriate number of Staff is not available. The Service will always operate within the appropriate ratios. Rosters will clearly show staff absences and substitutions

Procedure:

Staff are expected to report for work each day unless incapacitated by illness, absent with the prior permission of Management or otherwise unavoidably absent. It is essential that the Service has an adequate number of Early Years' Practitioners to

Young Explorers' Club Policies & Procedures January 2020

care for the children. It is therefore essential that all employees adhere to the following in the event of personal illness.

Employees will:

- Employees suffering from a contagious illness should not work with children, i.e. gastro-enteritis, etc. and must inform the person in charge immediately.
- If unable to attend work employees must phone in and personally speak the person in charge on the day of absenteeism before 6:30am.
- If an employee knows that they will be absent on the day before they should telephone and speak to Iwona Siniarska as soon as possible, or text at any time.
- When speaking with Management employees should indicate the nature of illness, the possible duration and when they will return to work. It is also required that employees speak with Management either on the day of absenteeism or the day before they are due to return to work before the Service closes in order to confirm that they will in fact be returning to work. This will give management sufficient time to arrange cover if an employee is not fully recovered and is unable to return to work due to this fact.
- Emails, voice mails or text messages are not an appropriate way of conveying this information and to do so may invoke the disciplinary process.
- In the event of an employee being absent for 3 or more days, the employee will need to present a doctor's certificate to Management.
- In the case of long-term illness, a certificate must be provided monthly unless an alternative agreement has been approved by Management.
- Management reserves the right to refer an employee to a doctor or Occupational Health Physician appointed and paid for by the Service, which may involve a medical examination. This may also be the case when an employee is returning to work after a prolonged or serious illness or where the employer may have concerns about the employee's health and wellbeing.

Young Explorers' Club Policies & Procedures January 2020

Management will:

- Arrange for appropriate cover by
 - a) Asking part time staff to work extra hours
 - b) Contacting relief staff from the approved list
 - c) Contacting a pre-approved recruitment agency and ask for a relief staff.The recruitment agency for Young Explorer's Club is LMM CARE:
01 5241066 or 083 1704464, www.lmmcare.com, hello@lmmcare.com
- Ensure that all relief/temporary staff are suitably qualified, and Garda vetted.
- Ensure that the Service's sick policy is adhered to.
- Ensure that appropriate adult child ratios are met according to the Child Care Act 1991 (Early Years Services) Regulations 2016 at all times.

SERVICE TYPE	AGE RANGE	ADULT/CHILD RATIO
FULL DAY CARE	1 – 2 YEARS	1:5
	2 – 3 YEARS	1:6
	3 – 6 YEARS	1:8
	ECCE	1:11

Where children are in mixed age group the following will apply in accordance with Tusla's QRF September 2018.

Young Explorers' Club Policies & Procedures January 2020

Room	Type of service	Age of Children (years)	Number of Children	Adult/child ratio	Adults required
Baby Room	Sessional	0 - 1	2	1:3	0.6
	Full Day	1 - 2	1	1:5	0.2
Total for baby room			3		0.8 = (1 adult)
Pre-School Room	Sessional	2 - 3	3	1:11	0.27
		1 - 2	3	1:5	0.6
	Full Day	2 - 3	6	1:6	1.0
		3 - 4	4	1:8	0.5
Total for Pre-School Room			16		2.37 = (3 adults)
Montessori Room	Sessional	3 - 6	11	1:11	1.0
	Full Day*	3 - 6	8	1:8	1.0
Total for Montessori Room			11		2.0 = (2 adults)
Total			30		5.17 = (6 adults)

Person in Charge:

The Manager is the person in charge of the Service. In their absence the deputy will be in charge.

Signed: _____ Date: _____

Name:

Person responsible for approving the Policy

6. STAFF TRAINING

Document Title:	Staff Training
Unique Reference Number:	006
Document Author:	Young Explorers Club
Document Approved:	Bart Siniarski
Person(s) responsible for developing, distributing and reviewing Policy	Bart Siniarski
Person responsible for approving Policy	Bart Siniarski
Method of communication of policies to staff (email / hard copy / induction training)	Available online through "Family"
Method of communication of policies to parents/guardians (full policies via email, hard copy)	Hard copy available in the service
Date the Document is Effective From:	January 2020
Scheduled Review Date:	Annually
Number of Pages:	5

This policy has been communicated to parents/guardians.

Relevant staff know the requirements and have a clear understanding of their roles and responsibilities in relation to this policy.

Relevant staff have received training on this policy.

Statement of Intent:

It is our intention to ensure all staff are fully qualified to be employed in our Service. Staff are also expected to engage in ongoing training programmes. Staff are expected to hold the relevant qualifications and be trained in all other mandatory training.

Policy:

We expect staff to have the following minimum qualifications:

In accordance with the regulations we will not employ staff to work with children directly unless they are qualified to QQI Level 5 in Early Childhood Care and Education or equivalent or have an exemption from the Minister. If in doubt we will check the DCYA list of approved qualifications.

Young Explorers' Club Policies & Procedures January 2020

Specialist staff may be appointed with approval under the AIM (Access and Inclusion Model) programme.

All qualifications will be certified. Employees are expected to submit original copies of qualifications for certification. Records are kept safely and securely.

We define Training and Development as follows:

Training is the process through which new skills knowledge and behaviour can be acquired and existing skills knowledge and behaviour can be developed to enable individual employees to work to their full potential and provide maximum benefit to the Service.

How we identify Training Needs

We identify training needs in a number of ways

- By knowing the legal and good practice standards necessary to run a quality service and ensuring staff are trained accordingly
- Through support and supervision where line managers give and receive feedback on staff needs
- Through internal audits on health and safety and other practice areas
- Through external feedback such as Tusla Inspection reports
- Through keeping up to date with any new developments and legislation changes

The Person in Charge

The person in charge is expected to participate in on-going management training and to attend events to keep up to date with changes and developments.

Induction Training:

Every staff member will be provided with an induction training programme when they commence work to ensure they are fully trained in the first number of months of work.

The Induction will be recorded on the appropriate form. *See Induction Record Form.*

Young Explorers' Club Policies & Procedures January 2020

The main purposes of the induction process for new staff members are:

- To introduce them to children, families and colleagues prior to commencing work.
- To make them aware of any specific needs of any child who will be in their care.
- To clarify the service's Statement of Purpose and Function.
- To familiarise them with the service's Safety Statement.
- To familiarise them with the service's Child Safeguarding Statement and Child Protection Policy.
- To familiarise them with the service's essential policies, procedures, routines and approach to quality and to the service's organisational structure.
- To explain the curriculum/programme approach used in the service and how play and learning experiences at Young Explorers' Club are planned, implemented and evaluated.
- To clarify their roles and responsibilities (including record management) and those of others in the service.

The induction process is tailored to the needs of each individual new staff member, student or volunteer and the length of an induction period will depend on the experience, qualifications and role of the new staff member.

The Induction Process is carried out by either Iwona Siniarska upon commencement of employment.

The manager is responsible for assessing each new staff member's learning outcomes from the induction process through observation, feedback and reflection.

The induction programme will be reviewed on a regular basis to ensure it is still meeting the needs of new staff members and the service overall and will be amended if needed.

On the Job Training:

The Service will identify training needs of employees and address these needs by organising training for each employee or groups of employees (to include the Manager) to fulfill identified training needs in their current positions. This enables the employees to significantly improve their effectiveness and performance in their current positions.

Resources Available to Staff for Training:

Mandatory Certificates will be paid for by service with the exception of First Aid Training.

People Development Training:

Training is organised in regard to career development. The training may not be directly relevant to an employee's current position but is likely to develop in the medium-long-term future. This training is validated by Management. All training will be recorded on the staff member's individual training record

Legislative Responsibilities:

Training is organised as required by legislation (Manual Handling, First Aid, Fire Safety etc....).

Our commitment to each employee is to:

- Create an environment where training and development is genuinely valued.
- To identify staff training needs and address same.
- Put in place processes to assist in conducting training and development activities, and to monitor the effectiveness of these processes.
- Invest in training and development.
- Plan and review training and development activities at all levels in the organisation.
- Share with the employees the progress of their training and development activities, what has worked, the business benefits, where improvements are needed and so on.
- Continue to improve and develop our training resources so that they actively support the employees as well as the business.

The Service wants each employee to:

- Take responsibility for their own training and development.
- Recognise and meet their full potential.
- Perceive training and development as a continuous process.
- Understand that development means more than just attending training courses.

Young Explorers' Club Policies & Procedures January 2020

- Realise the importance of ensuring that training and development is aligned with the needs of the business.

Staff must attend training programmes. It is also assumed that staff would participate in a number of sessions external training every year as part of their Continuous Professional Development (CPD).

Confirmation of Receipt of Policies by Staff (from Tusla (2018) Developing Policies, Procedures and Statements in Early Childhood Education and Care Services - A Practical Guide)

As part of the induction process and for existing staff, each staff member having been provided with a full set of the Child Care Policies is required to complete and return to Management the Receipt of Policies by Staff Members which is contained at Appendix Q.

See also Policy No. 2, Staffing Information in respect of staff meetings and training

Training Records:

Training Records will be held on the employee's staff file and are kept on file for 6 years.

Signed: _____ **Date:** _____

Name:

Person responsible for approving the Policy

7. STAFF SUPERVISION

Document Title:	Staff Supervision
Unique Reference Number:	007
Document Author:	Young Explorers Club
Document Approved:	Bart Siniarski
Person(s) responsible for developing, distributing and reviewing Policy	Bart Siniarski
Person responsible for approving Policy	Bart Siniarski
Method of communication of policies to staff (email / hard copy / induction training)	Available online through "Family"
Method of communication of policies to parents/guardians (full policies via email, hard copy)	Hard copy available in the service
Date the Document is Effective From:	January 2020
Scheduled Review Date:	Annually
Number of Pages:	7

This policy has been communicated to parents/guardians.

Relevant staff know the requirements and have a clear understanding of their roles and responsibilities in relation to this policy. Relevant staff have received training on this policy.

Statement of Intent:

Our intention is to provide appropriate mechanism to give staff, unpaid workers and contractors feedback on their performance so that a high standard will be maintained. We are also committed to listening to feedback for the purposes of enhancing quality. It is our intention that all staff, unpaid workers and contractors will have opportunities of support and supervision.

Introduction:

Staff, unpaid workers and contractors development provides chances for greater knowledge, improved skill and better understanding, not as an end in itself but as a means to develop and improve the level of service to children and their families.

Young Explorers' Club Policies & Procedures January 2020

Supervision and appraisals are core parts of the staff, unpaid workers and contractors development process at this Service.

The purpose of supervision is to promote and provide accountability, decision-making, support, development of the work and development of the staff member, unpaid workers and/or contractor.

Appraisals allow for the setting of new goals and contribute to identifying training/development needs of staff, unpaid workers and contractors.

Definitions:

Supervision: A key managerial activity – it is 'a 'reflective" process about professional thinking, actions and decisions that is constant and on-going.

Supervision involves:

- any communication between two or more relevant staff (one of which is a manager)
- the support and development of knowledge, skills and values of an individual through an evaluation process to examine professional thinking, actions and decisions.

Appraisals:

A staff appraisal is a process by which the work and development of the worker are reviewed. The process contributes to future planning and goal setting. Appraisals are about a person's previous performance as well as future development. The appraisal should consider the worker's achievements, their expectations and development needs.

Probation:

Confirmation of all appointments will be subject to satisfactory completion of a period of probation, which will normally be for 6 (six) months, with a review at 3 (three) months.

Young Explorers' Club Policies & Procedures January 2020

During the period of probation, the contract can be terminated by either party in accordance with the provisions of the Minimum Notice & Terms of Employment Act 1973-1991.

During the probationary period the Manager will ensure that each employee is fully assisted in understanding and becoming familiar with the demands of his or her post and that there is full discussion with the employee about any problems or difficulties.

During the probationary period the employee will be advised on his or her progress using the 3 (three) month Probation Review.

The period of probation may be extended for a specific period (generally by 3-5 months but will not exceed 11 (eleven) months), if management is not fully satisfied that the employee is suitable for the post. The employee will be informed through supervision and in writing about the reason(s) for this decision.

Management will notify the employee in writing of his or her satisfactory completion of the period of probation.

Objectives of Supervision:

All staff members must have regular and consistent supervision to:

- Support them in their work.
- Ensure the quality of service to children and families.
- Ensure that they are clear about their role and responsibilities.
- Ensure competent and accountable performance.
- Ensure that in their respective roles they meet our standards and objectives.
- Ensure a positive atmosphere for practice.
- Assist their professional development.
- Reduce stress.
- Increase awareness of new areas of professional knowledge.
- Ensure that they are given the resources to do their job.
- Provide an opportunity to voice their ideas and concerns.

Young Explorers' Club Policies & Procedures January 2020

All staff members are entitled to:

- Respect in their role and as a person.
- Clarity about the boundaries of confidentiality.
- Clarity about expectations.
- Have their experience and contribution acknowledged.
- Be briefed about service changes.
- Participate in problem solving and not just be told what to do.
- Access to on-going training relevant to their job.
- Clarification about the crèche policies and procedures.
- Clear performance targets.
- Be allocated an appropriate and manageable workload.
- Clarity about the basis of decisions.
- Regular and uninterrupted supervision.
- Regular formal appraisal.

The supervision programme will be reviewed at least annually to ensure that it is effective.

Staff appraisals will be carried out for each staff member within the first six months of appointment and annually thereafter.

Supervision Format

Before the first Supervision Meeting, an initial discussion takes place between supervisor and supervisee to discuss what supervision is and also what it is not, and to outline the frequency, duration and format of supervision meetings. Both participants' expectations are discussed, clarified and agreed at the beginning of the supervision relationship.

A Supervision Meeting will be scheduled every three months. The meeting will generally be a minimum of one hour's duration. There will be an agreed agenda for the meeting. The meeting will take place in the service.

Resources available for supervision

We are committed to make the resources available to effectively implement staff supervision to include a quiet space, availability of the line manager etc

How Supervision Needs are Identified

Supervision needs will be identified

- By the employee
- By the line manager through observation of the employee and their competencies
- Due to a new policy or practice being implemented due to the needs of a child

A Typical supervision agenda will include

- Care and welfare of the group.
- Care and welfare of individual children.
- Contact and work with parents/guardians and families/key person role.
- Any new ideas/reflections on quality practice.
- Any concerns including, but not limited to, child safeguarding concerns.
- Networking with other agencies and organisations.
- Training needs.
- Teamwork.
- Staff welfare and support.
- Health and *safety issues.*

Records and Record Keeping:

The supervision session is recorded by the supervisor and the record kept in accordance with good practice, legislation and regulation in the staff member's file.

Both supervisor and supervisee sign the record to ensure that it is an accurate and fair reflection of the discussion and decisions. Decisions made at one session will be followed up at the next session to ensure they were acted upon.

Supervision of Students:

Students/Trainees who work with the children are at all times under the supervision of an appropriately qualified staff member. They are supported and supervised by appropriately experienced members of staff to assist them to carry out their duties to promote and protect the wellbeing, learning and development of the children.

Team Meetings:

Regular and consistent team meetings are an integral part of team, individual and service development as well as being core to communication within the team. Team meetings can have a number of different functions including:

- Information sharing
- Decision making
- Developing the team/teamwork
- Review, reflection, evaluation and planning
- Debriefing and support
- Skills development/sharing knowledge from training attended.

All team meetings and decisions made should be in the interests of the children and families who use the service. Meetings need to have a clear purpose and direction and a clear recorded outcome. There needs to be an agreed agenda, a timeframe, minutes, a chairperson (not necessarily the owner/manager) and open discussion and reflection

Appraisals:

All new staff members should have an appraisal carried out before the end of their probationary period and annually thereafter.

All staff members will be appraised using a standard Appraisal Form.

Appraisals should relate to the person's job description and focus on areas of performance relevant to the person's role.

Appraisals must be recorded, and records kept in accordance with good practice and legislation.

Young Explorers' Club Policies & Procedures January 2020

The following methods are used to support staff:

- One to one supervision
- Staff meetings
- Training
- Support Sessions

All meetings (group and individual) will be recorded. All instruction /direction and training of individual staff members will be recorded on the appropriate Training Form and placed on the individual staff member's file.

Records:

All supervision records will be kept securely and confidentially on the staff member's file for 6 years.

Signed: _____ **Date:** _____

Name:

Person responsible for approving the Policy

HEALTH, WELFARE AND DEVELOPMENT

8. SETTLING- IN

Document Title:	Settling-In
Unique Reference Number:	008
Document Author:	Young Explorers Club
Document Approved:	Bart Siniarski
Person(s) responsible for developing, distributing and reviewing Policy	Bart Siniarski
Person responsible for approving Policy	Bart Siniarski
Method of communication of policies to staff (email / hard copy / induction training)	Available online through "Famly"
Method of communication of policies to parents/guardians (full policies via email, hard copy)	Hard copy available in the service
Date the Document is Effective From:	January 2020
Scheduled Review Date:	Annually
Number of Pages:	5

This policy has been communicated to parents/guardians.

Relevant staff know the requirements and have a clear understanding of their roles and responsibilities in relation to this policy.

Relevant staff have received training on this policy.

Statement of Intent:

We aim to ensure children feel safe and secure in the absence of their parents/guardians. Due care and attention will be paid to a child's need for time to settle into our setting.

Policy and Procedure:

The Service will therefore endeavour to make the settling-in process a positive experience for children and will work closely in partnership with parents/guardians to ensure this is achieved.

We recognise that in some cases there may be particular difficulties experienced by children, parents/guardians and staff during the settling-in period and we are prepared

Young Explorers' Club Policies & Procedures January 2020

to explore and consider various ways of settling children into the Service. All children are individuals and we plan to meet their individual needs and resolve any difficulties quickly and smoothly. In order to accomplish this, we will ensure that:

Pre-Admission:

- The Service invites the child and parents/guardians to visit at an agreed time.
- We offer phased/staggered settling-in.
- Prior to enrolment exchange of information will take place between parents/guardians and staff. In order to meet the needs of each child parents/guardians will be asked to fill out the "All About Me" form. Parents/guardians are encouraged to provide us with information on their child's likes/dislikes, interests, achievements etc.
- Parents are encouraged to tell their child when they are going to begin at the service. An infant can be told "..... will take care of you this morning." A toddler can be encouraged to look forward to playing with other children a few days in advance and can then be reminded on the day itself.
- Parents are encouraged to talk with their child's Key Person about bringing items from home that are important to their child, for example, a favourite soft toy or blanket, photos of family members, or a recording of themselves reading a favourite story or singing a familiar song.

Continuity of Care:

Continuity of Care is very important for the development and security of young children. Each child that attends are service has a key person that will be his/her main carer/educator. The key person provides an important link between the child and the parent. We aim to minimize any changes to staff to maintain a continuity of care.

Staff Support:

Through supervision, training and support staff are supported to enable effective transitions. If a staff member is struggling in this regard they are encouraged to seek help and support.

First Day:

- We will greet the child and parent together.

Young Explorers' Club Policies & Procedures January 2020

- Each child will be appointed a key worker.
- The parent/guardian will be assured of the value of their presence to the child in this process.
- Some children may not be ready for a full session and the person in charge will advise the parents/guardians on this matter.
- Parents/guardians will be made aware of the necessity of interacting with their child and the other people in the Service in order to reassure the child of the safety of the new surroundings.
- Children must be collected on time and promptly from their session at the agreed time.

On-going Matters:

Parents/guardians must never leave their child without saying goodbye. Parents are encouraged to keep their child's Key Person up to date with relevant information on any big changes in the child's home life or circumstances and small changes, such as when their child masters new skills or helps out with tasks and routines at home. Knowing this information, the educators can provide individualised support for the child where needed and recognise and build on the child's skills.

Soothers are only to be used for sleep time, unless a child is upset or has just started and needs comforting.

What Staff can do:

- Welcome each child and their parents by name each morning.
- Help parents to recognise a child's need to feel connected to their parents when they are apart.
- Help parents appreciate the importance of goodbye rituals
- Support both parents and child in their ritual for saying good-bye.
- Continue to make parents welcome. Encourage them to spend time when they bring their child in the morning and when they return at the end of the day.
- Give parents information about their child's experiences each day and invite them to share information about their experiences with their child at home (

Young Explorers' Club Policies & Procedures January 2020

- Display interesting items for people to talk about, such as photos of the previous day's/week's experiences.
- Invite parents to bring special items from home that will help their child feel connected.
- Help the child express their feelings about their parents leaving. Talk with them about their home and family later in the day. Suggest that they call their parents on a real or toy telephone.
- Invite the child to paint, dance, sing or tell a story using toys as characters.
- Give the child opportunities to use the skills they know. Sharing tasks like preparing for meals or putting toys away can also reinforce their feelings of competence.
- Play games of hiding and reappearing.
- Read stories of good-byes and returns.

Transitions within the Setting:

- Children can attend to personal routines, such as going to the toilet, according to their individual body schedules.
- Children have easy access to their transitional objects when they want or need them and are given time and understanding to help them to become more able to manage longer periods without them.
- While balancing the range of activities (active/quiet, small group/large group/individual, indoors/outdoors), routines and transitions are kept to a minimum and managed consistently so that children can develop trust and a sense of security.
- Transitions within the daily routine, although managed consistently, are as flexible as possible to allow for children to follow their interests where possible.
- Transitions that must happen, involving moving from one type of activity to another, are planned so that children who are ready before others have something to do while they wait.
- Children are given advance notice visually [*for example with an interactive visual routine and or large egg timers*] of changes to routines or planned changes within the schedule of activities that will affect them.

Young Explorers' Club Policies & Procedures January 2020

- It is considered important to recognise that some children need to be given more time, support and assistance to cope with changes in activity levels and/or types of activities, than others.
- If the furniture is going to be changed around or major changes made to the environment, this is discussed with the children and explained in advance so that they can be involved and understand why the change is happening.
- Children can participate in helping with routines as much as they are able (for example helping to set the table or cleaning up)

Transition to Primary School:

throughout the years before children move to school, they are supported to develop the skills and dispositions they will need to transition and settle in well to the school setting.

These skills and dispositions are developed through our quality curriculum, which is informed by Aistear the Early Childhood Curriculum Framework. The curriculum we provide supports children's learning and development under the themes of Wellbeing, Exploring and Thinking, Communication and Identity and Belonging.

We are also:

- Building a programme regarding "Starting Big School" into our curriculum.
- Focusing on practical "independence" skills.
- Keeping children's scrapbooks

Graduation:

We organise a graduation ceremony to support the transition to primary school.

Signed: _____ **Date:** _____
Name:

Person responsible for approving the Policy

9. BEHAVIOUR MANAGEMENT (including Managing Challenging Behaviour)

Young Explorers' Club Policies & Procedures January 2020

Document Title:	Behaviour Management (including Managing Challenging Behaviour)
Unique Reference Number:	009
Document Author:	Young Explorers Club
Document Approved:	Bart Siniarski
Person(s) responsible for developing, distributing and reviewing Policy	Bart Siniarski
Person responsible for approving Policy	Bart Siniarski
Method of communication of policies to staff (email / hard copy / induction training)	Available online through "Family"
Method of communication of policies to parents/guardians (full policies via email, hard copy)	Hard copy available in the service
Date the Document is Effective From:	January 2020
Scheduled Review Date:	Annually
Number of Pages:	22

This policy has been communicated to parents/guardians and staff.

Relevant staff know the requirements and have a clear understanding of their roles and responsibilities in relation to this policy.

All staff have received training on this policy.

All staff are certified in relation to this policy.

Statement of Intent:

We will work with the children to ensure they receive positive guidance, support, and encouragement to finding positive solutions to manage their own behaviour. The Service sets realistic expectations of behaviour in accordance to the age and stage of development of the child. We apply rules and expectations fairly and consistently to all children. We do not use any form of physical punishment. We encourage children to respect themselves, others and the environment. We facilitate children to make positive decisions and choices about their own learning and development to develop a positive sense of self. We aim to facilitate a happy, caring environment with stimulating activities for all children. In the case of a particular incident, or persistent

unacceptable behaviour, we will *a/ways* discuss ways forward with the parent(s)/guardian of the child.

Note: If child abuse or neglect is suspected, it is managed in line with the Service's Child Protection and Welfare Policy.

The Social and Emotional Wellbeing of all Children is Fostered

- Children are supported to recognise, express and cope positively with emotions.

Examples:

- Being supported to communicate their needs and wants, verbally and non-verbally (picture cards, hand signals) in a positive way.
- Discussing and naming their wide range of emotions and feelings, while empathising with feelings of others (happy, sad, angry, feelings of exclusion and feeling hurt).
- Assisting children to develop techniques that help them manage their positive and negative feelings OWL (observe, wait, listen).
- Listening to children in a caring, gentle way when they express emotions and reassuring them that it is normal to experience positive and negative emotions at times.
- Acknowledging and accepting children's feelings (positive and negative) and the relationships between children's actions and other responses.
- Children are supported to demonstrate self-confidence (example chose activities that foster children's feelings of competence).
- Staff respond to infants in a timely and appropriate way when they cry or become upset.
- Children who show signs of social and emotional difficulties are given the appropriate care and support within the Service.

Children Are Supported to Develop Self-Regulation and Pro-Social Behaviour

- The social and physical environment is stimulating, challenging and interesting for children and is focused on their active engagement and involvement.
- Staff help children to recognise and understand the rules for being together with others (examples: waiting their turn, listening to each other, solving problems together, sharing).
- A climate is fostered where children know the boundaries and know how they're expected to behave within the Service.
- Staff support children to enter into social groups, develop friendships with other children and to learn to help and positively engage with other children and adults.
- Staff encourage and praise children for specific, positive and appropriate behaviours.
- Children are given positive alternatives rather than just being told "no"
- Children are supported in preventing, managing and resolving conflict.

Examples:

- creating conditions that minimise conflict between children (providing enough popular equipment and materials);
 - acting to prevent potential conflicts and encouraging the children to resolve conflict if it exists;
 - responding promptly to children who are giving signals or cues expressing or indicating needs;
 - encouraging children to negotiate and resolve conflicts peacefully, with adult intervention and guidance when necessary;
 - actively supporting children in solving their differences and problems without being "told" or "ordered" what to do; and
 - prompting and supporting children to remove themselves from situations where they are experiencing frustration, anger or fear.
- Children with on-going challenging behaviour are supported and helped to control their emotions and distress.

Examples:

- reviewing the child's programme of care to ensure it is meeting the child's care, learning and developmental needs;

Young Explorers' Club Policies & Procedures January 2020

- reviewing the approaches taken to address a child's ongoing challenging behaviour, so that every opportunity is taken to make sure the behaviour improves;
- engaging with the child's parents or guardians to work with them on addressing the issues relating to the child's behaviour (developing a behaviour management plan, assessing the need for help from external experts or professionals; and
- developing a risk assessment to manage the risks associated with the behaviours to the child and to the other children and staff.

We will NEVER inflict corporal punishment on a child.

We will use or threat any practices that are disrespectful. Degrading, exploitative, intimidating, isolating, emotionally or physically harmful to the child or neglectful of the child

Staff Support:

Management is committed to supporting staff where challenging behaviour is displayed by offering mentoring, training and on-going support.

General Procedures for Promoting and Nurturing Positive Behaviour:

- During the induction period, all new staff are introduced to the behaviour policy and are asked to sign the policy to say they have read it and agree to implement the policy.
- Staff will adopt a reciprocal and positive relationship with the child.
- Staff will act as a role model and adopt a confident approach to encourage and support positive behaviour.
- Staff will work in a respectful manner and in partnership with other practitioners, children and parents/guardians.
- Staff are role models for the children and should treat one another with respect, use appropriate tone of voice and body language to one another and the children.

Young Explorers' Club Policies & Procedures January 2020

- Observation and recording will be used to inform and support staff to decide on appropriate methods and strategies of dealing with behaviour problems.
- The Manager is the person designated as the resource person for staff support on behaviour management issues.
- At an age appropriate level, children will be encouraged and supported in resolving their own disputes.
- Each child should be positively supported and recognised as an individual.
- Staff will practically engage children in resolving their conflicts using age appropriate methods. In doing this, children can explore their feelings and conflicts in a safe controlled way. Staff will positively support children in doing this.
- Training will be provided for staff where necessary.

Rewarding Positive Behaviour:

- Staff will acknowledge and praise positive behaviour as it occurs.
- Children are not rewarded with food, sweets or treats and all staff understand how to support positive behaviour, and how to encourage and facilitate it effectively.
- Positive language will be used rather than negative, and statements made. Rather than saying 'no' for example:
 - Say: *"I would like you to sit back down on the chair please John, because you will fall off and hurt yourself". Or "We are inside, and we don't climb on furniture or equipment inside". Or "I would like you to sit back down on the chair please, do you remember we only climb on things when we are outside"*
 - Rather than: *Don't stand on the chair"*
- While encouraging positive behaviour, the child's self-esteem should not be negatively impacted. The child should not be labelled through the use of certain words for example bold, naughty.

Mild Behaviour Issues:

In anticipating occasional inappropriate behaviour, we follow these guidelines:

- Staff will provide a calm, safe and stimulating environment which is age appropriate and of interest to all children present within the group.
- Children are involved where appropriate in the planning of activities and developing the curriculum.

Young Explorers' Club Policies & Procedures January 2020

- A routine and rhythm which is practical and beneficial to the age range of children should be developed and sustained.
- Staff will ensure rules are applied consistently to all children within the setting and are aware expectations regarding the children's behaviour.
- Correct Child: Adult ratio's will be implemented according to the Child Care Act 1991 (Early Years Services) Regulations 2016 at all times.
- Children have regular daily access to the outdoor play area.
- Children are kept informed of what is happening and what is expected of them.
- We ensure there are enough suitable age appropriate and activities and equipment for children.

Implementing Positive Steps to Supporting Positive Behaviour:

- Children should be made aware of the expectations and their responsibility
 - *No hurting bodies*
 - *No hurting feelings*
- Positive behaviour should be supported and encouraged from all children consistently throughout the day by all staff.
- Incidents should be dealt with immediately by the staff who witnesses it.
- Staff should not speak about the child, or their behaviour in front of other parents/guardians, children or the child.
- The child should not be labelled by staff.
- Positive behaviour should be consistently encouraged to **all children**.
- Correct Child: Adult ratios should be implemented at all times.
- Positive behaviour should be implemented within the curriculum throughout various themes. Age appropriate activities prompts, and materials should be provided to children to explore their feelings and emotions throughout the year.
- The staff, where possible, should have a quiet area where children can retreat if they are experiencing negative feelings for example a quiet corner.
- At an age and developmentally appropriate level, when the child is calm, the staff should explore the behaviour with the child using prompts for example I noticed you got [feeling] when you were at the [area].....what could you do the next time you feel....Do you know what I do when I am [emotion]...

Procedures for Supporting Positive Behaviour:

ABCD: Action Behaviour Choice Decision

Minor Behaviour Problems:

In these types of situations, the child may have caused no issue and all day and suddenly their behaviour changes. Minor behaviour problems are behaviours in line with the child's age and stage of their development (See Appendix A: Children and Behaviour).

Staff should positively support the child's well-being and identity throughout the process of supporting positive behaviour. The child should always feel valued, respected, empowered, cared for, and included.

Staff will assess each situation and use their best judgement in dealing with the matter. Situations may arise where the staff may allow the children 'resolve their own battles' or ignore minor incidents. A sensible approach is recommended in dealing with minor behaviour problems. It is not always evident to staff what the cause of an incident has been.

Conflict Resolution Approach (Adapted from High/Scope)		
Age of child:	Approach:	Examples of behaviour:
1 - 1½ years 1½ - 2 years	1. Approach calmly 2. Stop any hurtful actions 3. Acknowledge children's feelings 4. Gather information 5. Restate the problem 6. Distract the child	<ul style="list-style-type: none"> • Frequent crying to seek attention • Temper tantrums • Will test limits/rules • Biting
2 - 3 years 3 - 5 years	1. Approach calmly 2. Stop any hurtful actions 3. Acknowledge children's feelings 4. Gather information 5. Restate the problem 6. Ask for ideas for solutions and decide on an outcome the child.	<ul style="list-style-type: none"> • Temper tantrums • Possessive of toys • Fussy feeder • Use of bad language • Whiny • Verbally hits out • May be bossy

Young Explorers' Club Policies & Procedures January 2020

If a child has a temper tantrum, the age of the child is taken into consideration. A child **under** three years is more likely to have tantrum out of frustration. A child **over** three years is more likely to be linked to defiance. Staff will take a gentler approach with the younger child and a firmer approach with the older child. Staff will explain to the older child in a calm clear way using simple words why they cannot have what they want. If the tantrum continues and other children are getting upset or hit the child will be moved to another area in the room until they calm down.

The staff member should act in a calm and fair manner and allow the child to re-join the activity when they have calmed down as if nothing has happened. At this stage, boundaries should be highlighted to the child. The expectations **must** be clear and reasonable to the age of the child and their developmental level.

Where it is evident that a child is about to misbehave for example taking a toy from another child then the staff member should comment on the behaviour. *'Mary, you know we take turns and share. Angela will let you have that toy [name toy or doll] to play with when she is finished. Will we ask Angela to let you have that toy when she is finished?'* This provides the child with an opportunity to change the behaviour and not take the toy from the other child. If the child continues a second reminder should be given and what the consequences will be if they continue.

Managing Moderate Behaviour Problems:

ABCD; Action Behaviour Choice Decision

Moderate behaviour problems tend to happen more frequently than the 'once off' type behaviours and have a greater impact on the child themselves and other children in the room.

Staff should positively support the child's well-being and identity throughout the process of supporting positive behaviour.

The child should always feel valued, respected, empowered, cared for, and included.

Young Explorers' Club Policies & Procedures January 2020

Age of child:	Approach:
<p>1 - 1½ years</p> <p>1½ - 2 years</p>	<ol style="list-style-type: none"> 1. Approach calmly, stopping any hurtful actions 2. Acknowledge children's feelings 3. Gather information 4. Restate the problem 5. Suggest solutions and choose one together 6. Be prepared to give follow-up supports for supporting Positive Behaviour 7. Observe the child
<p>2 - 3 years</p> <p>3 - 5 years</p>	<ol style="list-style-type: none"> 1. Approach calmly, stopping any hurtful actions 2. Acknowledge children's feelings 3. Gather information 4. Restate the problem 5. Ask for ideas for solutions and 6. Choose a decision together 7. Be prepared to give follow-up supports for Supporting Positive Behaviour 8. Observe the child

Staff will ask the child what is wrong or bothering them. Emotion picture cards may be used with younger children to support how they may be feeling.

Observations will be used to assist making an assessment as to what may cause the behaviour. Observations will be used to capture when the child's behaviour is more positive as when behaviour is more challenging children are regularly corrected. Constant correction can have a negative impact on the child's self-esteem. Staff will use the observation of 'positive' behaviours to give plenty of encouragement and praise which should help to develop self-esteem.

This approach can be shared with parents/guardians and used at home and in the service. Observations should be looking for:

- When the child is at their best behaviour and when they 'act out'.
- Consideration will be given to whether the child likes the activity or not, is there a particular child they don't get on with, are they tired, hungry, or perhaps ill?

Young Explorers' Club Policies & Procedures January 2020

- If the group of children are becoming disruptive review the activities the staff will review activities to ensure children do not become bored or sit for too long.

Staff will consider changing the layout of the room regularly, and perhaps changing the daily routine to ensure that there is variety and children do not become bored.

Staff will consider liaising with the designated person responsible for behaviour management for support when they have used strategies that have not seen an improvement in behaviour.

Managing Severe and Challenging Behaviour:

ABCD: Action Behaviour Choice Decision

Severe and challenging behaviours are frequent and repeated actions by a child that impact significantly on other children and the child themselves. The child may also find it difficult to engage in the activities being undertaken. In this type of situation, the behaviour has not improved using the usual behaviour management strategies and may often require more intensive one-to-one support to the child. Staff understand that it is important to recognise in managing severe/challenging behaviour that there is a problem. Staff will discuss the behaviour problem with the designated person who has overall responsibility for managing children's behaviour problems to put an action plan together.

At any age:	Approach:	Examples of behaviour:
	<ol style="list-style-type: none">1. Approach calmly, stopping any hurtful actions.2. Make eye contact with the child3. Acknowledge children's feelings.4. Gather information.5. Restate the problem and ensure the child understands6. Suggest solutions and choose one together.7. Be prepared to give follow-up supports for supporting Positive Behaviour8. Observe the child	<ul style="list-style-type: none">• kicking,• hitting,• bad language,• prolonged screaming,• breath holding,• head banging,• ongoing biting, <p>Other behaviours may present as the child refusing to engage, being overanxious, avoiding contact with others and unusual behaviours.</p>

Young Explorers' Club Policies & Procedures January 2020

Staff will ensure that instructions or corrections are given in simple words and kept short and that similar phrases are used by all staff and the child's parents/guardians so that the information been given to the child is consistent.

Where a child is receiving professional support, the Service will work with the parents/guardians and the professionals to implement the programme or approaches recommended.

A behaviour management strategy plan will be drawn up based on observations and professional support guidance where possible. All staff will adopt the same approach to what to do when the child shows signs that the challenging behaviour is about to be presented, how best to manage that behaviour when it happens, how to limit the negative impact on other children or activities and strategies that can be taught to the child to help them control their own behaviour.

The Service will engage and work with the parents/guardians to work towards the same approach at home and in the Service to behaviour management

Procedures Which Are Unacceptable for Supporting Positive Behaviour:

- Physical punishment (corporal punishment).
- Sending children out of the room.
- Isolating children from the group e.g. time out.
- Shouting or raising of your voice
- The use of or threat of any practices that are disrespectful, degrading, exploitative, intimidating, isolating, emotionally and/or physically harmful to the child or neglectful of the child.
- Bullying in any form
- Physical restraint for example holding will not be used unless it is required to prevent injury to child, other children, adults or property. Staff must ensure that no physical pain is inflicted upon the child(ren). In cases where it is required to hold a child in such manner, it **must** be recorded in the accident and incident report. Parents/guardians **must** be informed of the incident.

Young Explorers' Club Policies & Procedures January 2020

- It is not the Service's policy to use any kind of restraint in managing behaviour. If restraint is considered a last resort option the Service will seek professional advice and staff will attend specialised training on evidence-based methods to ensure it is used appropriately, safely and with respect so that the child's dignity is not undermined. Staff who feel under pressure due to a child's difficult behaviour should seek support from management so a plan can be devised. No staff member is permitted to use physical restraint routinely.
- Speaking negatively about the child to other staff *or* in front of the child/other children.
- The child should not be labelled.
- Staff should not expect unrealistic behaviour from a child in accordance with their age and stage of development.
- Once the incident is over, the staff member should not place emphasis or keep reminding the child of their behaviour.
- The child should not be humiliated.
- Withholding food or drinks.
- Showing favouritism.
- Failing to reassure or comfort a child.

Partnership with Parent(s)/Guardians:

- It is our policy to work in close collaboration with parents/guardians. We recognise and value the role of parent(s)/ guardians in their child's life in supporting positive behaviour, working in partnership with parent(s)/ guardians is important. It is our policy to inform parent(s)/ guardians at the enrolment stage, of the policies and procedures in relation to behaviour. The supporting positive behaviour policy will be explained, in doing this, a consistent approach can be adopted.
- Parent(s)/guardians are encouraged to share any difficulties/concerns which they may be experiencing regarding the child's behaviour for example bereavement, illness, a new baby etc.
- Where a child's behaviour is causing concern, it is our policy to do this in a consultative manner, and staff will endeavour to work in partnership with the parent(s)/ guardian to develop a strategy for dealing with the situation.

Young Explorers' Club Policies & Procedures January 2020

- Discussing the child's behaviour in front of the child/ other children/parents/guardians will be avoided.

Where a significant incident occurs regarding a child's behaviour, the following should be documented.

- The child's full name
- Time and location of the incident
- Events leading up to the incident
- What happened
- Others involved
- Witnesses
- How the situation was handled (**ABCD**)
- Follow up with the children

Anti-bullying:

Children are afforded a right to their own time and space. Depending on the child's age and stage of development, it may not be appropriate to expect children to share. However, we feel it is important to acknowledge both children's feelings, and to support them in understanding how the other child may be feeling.

Diversity and equality are important for children to understand and we endeavour to create a positive and supportive environment for all children. Staff will encourage all children to acknowledge and celebrate difference. Consequently, children will recognise from an early age, bullying, fighting, hurting and racial comments are not acceptable behaviour.

Bullying can take many forms. It can be physical, verbal or emotional, but it is always repeated behaviour which makes other people feel uncomfortable or threatened. Any form of bullying is **unacceptable** and will be dealt with immediately. At our Service, staff follow the guidelines below to ensure children do not experience bullying.

Identifying Bullying:

Bullying can take many forms. It can be physical, verbal or emotional, but it is always repeated behaviour which makes other people feel uncomfortable or threatened. Any form of bullying is **unacceptable** and will be dealt with immediately. At our service, staff follow the guidelines below to ensure children do not experience bullying.

Definition

Bullying consists of repeated inappropriate behaviour whether by words, by physical action or otherwise, directly or indirectly applied, by one or more persons against another person or persons which undermines the individual person's right to personal dignity.

Bullying Preventative Measures

- Staff ensure all children feel safe, happy and secure within the setting.
- Staff develop positive relationships with all children and encourage children to speak about their feelings.
- Staff are encouraged to recognise that active physical aggression in the early years is a part of children's development and recognise positive opportunities should be in place for children to channel this positively.
- Children are learning about their feelings, staff will support children in identifying their feelings and actions for example happy, sad, and angry.
- At an age and stage appropriate level, children will be encouraged to resolve their problems and take responsibility for their actions.
- Staff are encouraged to adopt a policy of intervention when they think a child is not being treated in a fair or appropriate manner.
- Staff are aware when play becomes 'aggressive' and will initiate an appropriate activity with the children.
- Any instance of bullying will be discussed fully with the parents/guardians of all involved to look for a consistent resolution to the behaviour.
- If a parent(s)/ guardian has a concern regarding their child's behaviour, the staff member or Manager will be available to speak to the parent. It is through partnership with parent(s)/ guardians which we can ensure a child will feel confident and secure in their environment, at home and in the setting.

BULLYING AND PHYSICAL VIOLENCE IS NOT TOLERATED WITHIN THE SERVICE, WHETHER INFLICTED ON ADULTS OR CHILDREN.

What causes children to be aggressive?

Sometimes, aggression takes the form of instigating fights, sometimes the child may provoke other children to fight, or may antagonise or threaten other children. Other children do not like this behaviour and will often feel intimidated and insecure in their environment.

Children who display aggressive behaviours will often have low self-confidence, poor social skills and may have difficulties with their speech. However, any child regardless of their age or stage of development may experience aggression at some stage. Aggression brings power and often children who are aggressive will seek the control and position which comes with it among their peers.

How can we support positive behaviour?

- Aggressive behaviour should never be ignored.
- Staff should not get into a power struggle with the child.
- Be firm but gentle in their approach. The child should not be given mixed messages at this stage.
- The child should always feel valued, respected, cared for, and included.
- One-to-one work should be initiated with the child, and a plan should be devised. For example, when I get angry, I will go to the ... [area].
- Provide opportunity for the child to display positive behaviour, acknowledge and praise this behaviour.
- Provide the child with opportunities which demonstrates leadership and communication in a positive manner.
- The **ABCD** model should be used with the child, where age and stage appropriate, the child should make the choice, and also take responsibility for their actions.
- The staff member should be fair in their expectations, and should be consistent, patient and understand change will take time.

Rough and Tumble Play/ Fantasy Aggression:

Young children often engage in play which has aggressive themes- such as superhero and weapon play. This may take over some children's play. This is an interest of that particular child, and *it is not a precursor for bullying*. We will ensure the behaviour does not become inconsiderate or hurtful and will address it if we feel necessary.

- We recognise rough and tumble play is part of children's development, and it is acceptable within limits. We view this type of play as role play, and not as problematic or aggressive.
- We will offer opportunities for children to explore this type of play in a safe and secure environment.
- Children will be aware of the boundaries with this form of play and will be aware when this behaviour is not acceptable.
- We recognise fantasy play may contain violent dramatic strategies- blowing up, shooting etc. We will use these opportunities to explore lateral thinking and conflict resolution. These themes often refer to 'goodies and baddies', we will use such opportunities to explore concepts of right and wrong, and alternatives to the dramatic strategies.

Physically Intervening to Prevent Injury

Physical restraint is not used within our service except in circumstances where we have to intervene to prevent injury to the child or others and to prevent significant damage to equipment or property

- It is only used as a last resort
- It ensures no pain is inflicted on the child
- The incident will be recorded
- Parents/Guardians will be advised immediately
- Only staff who have attended certified training are permitted to physically intervene and will have been trained and certified in the method
- Methods of intervention will be evidence based

If children attending our service display severe & aggressive behaviour we will risk assess the child and staff will be trained on approved methods of physical intervention

Biting:

Biting happens in almost all childcare settings where young children are together and dealing with biting can be challenging. Biting is a developmental stage which children may go through. All biting incidents are upsetting for children and will be dealt with in a calm and clear manner. The staff will use clear language and be consistent in their approach. We aim to support children in developing self-control; however, the safety of each child is our primary concern.

Why do children bite?

- Children may be teething, and it may feel good to bite and chew.
- Children experience many emotions (positive and negative) that are difficult to express, and at times control.
- Biting sometimes occurs for no apparent reason.

Biting Prevention:

- The correct child: adult ratios will be in place within the setting at all times.
- The layout of the room will be appropriate to the age and stage of development of the child and staff can see all children at all times from all areas of the room.
- Staff are aware when children are teething and offer materials/foods which may soothe.
- Age and stage appropriate materials are present within the room for children to access at all times.
- Staff are vigilant to the relationships between children and are aware of possible conflicts.
- Staff are aware of the temperaments of the children.
- Staff should encourage children to use language to express feelings/emotions.

Where a child does bite, staff should follow these guidelines to distinguish a pattern:

- Are there particular times of the day which the child bites?
- Do toys seem to be causing biting incidents?
- Does the child focus on one particular child?
- Is the child teething?
- Can something be offered to soothe the child's biting? For example, toys/food with textures or coldness.

Procedures to follow when biting occurs:

Usually the skin isn't broken, and the wound isn't serious. However, the appropriate first aid should be administered.

If the skin is not broken:

- Wash the area with mild soap and water (do not rub) and pat dry.

If the skin is broken:

- The human mouth is full of bacteria, and there may be a risk of infection. Serious bites to the face, hands, or genitals can be especially dangerous.
- Wash the area — but don't scrub —with mild soap and running water for three to five minutes, then cover it with a clean dressing.
- If the wound is bleeding, apply pressure with a clean, dressing and elevate the area if possible.
- If the skin is broken, the child will need to be seen by a doctor, who will clean and examine the wound. Unless the bite is very serious or on a child's face, the doctor will probably prefer not to give a child stitches. Stitching the bite closed can increase the risk of infection. The doctor may prescribe a short course of antibiotics to prevent infection, depending on the location and severity of the bite.
- The child is comforted and reassured of their safety.
- The Staff will explain to the child who has bitten using a firm but gentle approach that biting is not allowed.
- The person in charge will be informed and details should be recorded in the Accident and Incident Report Form.
- The situation is dealt with professionally, and confidentiality is adhered to. Both parents/guardians are informed separately, and the accident and incident report are signed.
- The staff should explain the methods which will be adhered to, so it does not occur again and highlight the importance of partnership with parents/guardians.
- If the child bites again, the child should be observed for a period of time to try and develop a pattern of behaviour.

Young Explorers' Club Policies & Procedures January 2020

- In the event of a child repeatedly biting, the Manager will speak to the parent(s)/ guardian. If all avenues have been exhausted, the person in charge may suggest seeking help/support outside the setting.

Please note that every effort will be made to support the biting child and we will work closely with the parents/guardians to find appropriate strategies.

In rare circumstances our efforts to manage behaviour may not be successful. Sometimes as a last resort for risk management reasons and with the welfare of all children in mind a child's place may need to be terminated or suspended until a solution is found. Our approach is always to find ways of retaining children in the Service rather than terminating places.

Where a Child Leaves the Service Unaccompanied and without Authorisation:

If a child attempts to and/or leaves the Service unaccompanied and without authorisation staff will:

1. Stay calm. Reason with the child. Contact the manager.
2. Reason with the child and ask them how they can be supported to make the correct choice/return. Staff will discuss the situation and try supporting them to resolve it.
3. Offer to phone parents to let them discuss it with them.
4. If a child still insists on going staff will keep trying to contact parents. Allow the child to speak to parent/guardian if phone contact can be made with them.
5. Stand at exit door. If child leaves the Service a staff member will follow if available.
6. The Service should continue to try contact parents.
7. The two staff will walk if possible and try to keep the child calm by speaking to them.
8. If parents or guardians cannot be contacted the other emergency number given by parents can be phoned.
9. If parents cannot be contacted and staff are concerned for the child's safety, Tusla and/or An Garda Síochána will be contacted.

Young Explorers' Club Policies & Procedures January 2020

10. When the child comes back to school a detailed investigation will be carried out. The school Code of Behaviour will be adhered to. A support plan will be put in place and reviewed within required timeframes.
11. Written records of the incident will be kept.
12. Once a child voluntarily leaves the school, the school is no longer responsible for the child.

Please also see the Service's Outings and Missing Child Policies and Dropping off and Collection of Children Policy

Signed: _____ **Date:** _____

Name:

Person responsible for approving the Policy

APPENDIX A: CHILDREN AND BEHAVIOUR

Where children cannot verbally communicate, children often use behaviour as a form of communication. Children will often use behaviour as a medium to express their feelings, fears and emotions.

Physical behaviour: children's physical behaviour can often be a result of tiredness, illness or medication. Night-time sleep problems (interrupted night sleep) has been found to be a common cause of behaviour problems causing chronic fatigue and a cranky, irritable child with poor coping skills.

Developmental: behaviour will often reflect the age and stage of development of the child for example temper tantrums. Developmental delay in children's speech, mobility or other areas can lead to a child feeling frustrated and may present in challenging behaviours. Management should be informed by parents/guardians of all concerns regarding developmental delay, as it is through this the child's needs can be fully supported within the setting.

Emotional: learning about feelings and emotions is a process. Often when children's emotions are in disarray, it will primarily affect their behaviour. Such examples include bereavement, a new baby, a house move etc. We ask parents/guardians to inform the early year's practitioner of any changes or difficulties which may be occurring for the child- no matter how small. Through this, the child can be supported positively, and feel valued, cared for and respected.

Environmental: an environment which supports the individual child's interests, age and stage of development, gender and background should be provided. The environment must be stimulating and offer a variety of opportunities for each child within the room. Settings must ensure the correct space requirements are in place as per the Child Care Act 1991 (Early Years Services) Regulations 2016.

Intellectual: where a child's interests, abilities or background is not evident within a room, the child may not be stimulated. It is the responsibility of the early year's practitioner of that room, to ensure age and stage appropriate materials, opportunities and areas are present within the room for each child to utilize.

APPENDIX B: METHODS TO SUPPORT POSITIVE BEHAVIOUR

Supporting and encouraging positive behaviour requires documenting, planning, and implementation. However, it is based on staff becoming reflective in their practice. It is our policy to create, and sustain a setting where children are confident and competent learners in a secure, stimulating and age appropriate environment.

- Children will be offered choice.
- Children will have an input to the curriculum.
- Children will be included in areas which affect them.
- Staff will implement fair and consistent expectations regarding behaviour.
- Staff will speak to children:
 - Clearly, using language/ a medium which the child understands
 - Appropriate tone
 - Positive body language
- Staff will offer praise and encouragement to all children.
- Children will feel valued, empowered, included and confident in the environment.
- Follow the behaviour policy (**ABCD**).
- Children will not be labelled or spoke about in front of the child/other children/ other staff.
- Sanctions are fair and linked to the behaviour for example picking up litter for dropping it.
- We do not use physical (corporal) punishment **of any kind**.
- We do not use a bold chair/step/corner or any other means to isolate or humiliating the child.

10. INCLUSION [INCORPORATING EQUALITY & DIVERSITY]

Document Title:	Inclusion (incorporating Equality & Diversity)
Unique Reference Number:	010
Document Author:	Young Explorers Club
Document Approved:	Bart Siniarski
Person(s) responsible for developing, distributing and reviewing Policy	Bart Siniarski
Person responsible for approving Policy	Bart Siniarski
Method of communication of policies to staff (email / hard copy / induction training)	Available online through "Family"
Method of communication of policies to parents/guardians (full policies via email, hard copy)	Hard copy available in the service
Date the Document is Effective From:	January 2020
Scheduled Review Date:	Annually
Number of Pages:	17

This policy has been communicated to parents/guardians.

Relevant staff know the requirements and have a clear understanding of their roles and responsibilities in relation to this policy.

Relevant staff have received training on this policy.

This policy has been developed according to the principles outlined in The Diversity, Equality and Inclusion Charter and Guidelines for Early Childhood Care and Education (see Appendix C)

Statement of Intent:

The Service aims to ensure that the needs (including the physical, emotional and intellectual needs) and the religious beliefs (if any) of all children attending the Service are addressed

- Reflective practice, training and development opportunities are available to all staff.
- The Service's inclusion policy is available and communicated to all parents and guardians.

Young Explorers' Club Policies & Procedures January 2020

Relevant staff know the requirements, receive training and have a clear understanding of their roles and responsibilities in relation to this policy.

We aim to ensure that all children, including children with a disability, will be able to meaningfully participate in our settings (apart from exceptional situations where specialised provision is required for unavoidable reasons). In line with this vision, our policy is about supporting the access and inclusion of children with a disability and/or additional needs.

Purpose of Policy

To provide guidelines for the successful inclusion of children with additional needs into the setting. To provide guidelines for the successful celebration of diversity into the setting

Guiding Principles

- **Consistent:** The provision of supports and services for children with a disability should be consistent across our service
- **Effective:** Supports should make a difference and genuinely enhance inclusion.
- **Equitable:** All children should have equality of opportunity to access and participate.
- **Evidence-informed:** supports and services for children with a disability should be evidence-informed.
- **High quality:** supports and services for children with a disability should be of high quality.
- **Integrated:** Our approach is to work in partnership with families and other stakeholders/agencies
- **Needs-driven:** supports will be needs driven.

A Sense of Identity

All children, parents and staff are entitled not to be discriminated against and to be given the same fair opportunities. The practice in a childcare setting should represent and recognise the different needs, experiences and backgrounds of both its users and the wider community. Staff need to be aware that different skills, experiences, interests

and awareness that children have affects their ability and how they learn. When planning a curriculum, it should meet the needs of both boys and girls, children with additional needs, more able children, children with a disability, children from all social, cultural and religious backgrounds, children from different ethnic groups including Travellers, refugees and asylum seekers and children from a variety of different linguistic backgrounds.

The Service is inclusive, recognises diversity and is accepting of other cultures

- The Service uses a child-centred approach, creating an inclusive and diverse learning environment where each child has equal opportunity by a variety of means.
- Routines, experiences, materials and activities with the Service reflect diverse backgrounds, identities, abilities, religions, skin colour, family structures, language, cultures or additional needs in a positive way which helps children to learn, become aware of and be respectful of differences.
- Each child's critical thinking is fostered, and children are empowered to recognise and respond to or challenge bias, injustice and discrimination.
- All children, including those who have additional needs, or who are dual language learners or who are new to the community are supported to be confident about their identity and to have a strong sense of belonging each day within the Service.
- Staff adjust the level of support provided to children depending on the child's abilities, allowing for children's partial participation and participation with support.
- Staff use positive strategies to support children's including (e.g. using personal greetings, giving appropriate encouragement, accepting children's best efforts)

INCLUSION OF CHILDREN WITH ADDITIONAL NEEDS

Definitions:

Additional Needs:

Children whose development, in one or more of the following areas, needs additional support - mobility, expressive and/or receptive communication, social behaviour, behavioural control, fine/gross motor skills, vision, hearing, self-care, cognitive skills.

Definition of Disability

“A long-term physical, mental, intellectual or sensory impairment which, in interaction with various barriers, may hinder a child’s full and effective participation in society on an equal basis with others”. The definition is broad and should ensure that children with needs arising from a long-term physical, mental, intellectual or sensory impairment will be supported even where the particular impairment may not be traditionally recognised as a disability. “Long-term” should be understood as referring to an impairment which is enduring and permanent or likely to be permanent. (Adapted from AIM)

Inclusion:

A process involving a programme, curriculum or education environment where each child is welcomed and included on equal terms, can feel they belong, and can progress to his/her full potential in all areas of development (National Childcare Strategy 2006–2010).

The Manager of this Service takes responsibility for:

- Ensuring the physical environment is suitable where possible and within available resources
- Providing clearly defined enrolment procedures set out in our enrolment/admissions policies, which endeavour to facilitate access for all children within the resources and expertise available.
- Identifying children with additional needs during the application process.
- Regularly reviewing with staff, the planning and resources provided for children with additional needs attending the service.

Young Explorers' Club Policies & Procedures January 2020

- Linking with other groups that support the child, HSE, Early Intervention Team, TUSLA, Voluntary Services etc.
- Linking in with AIM for advice and support from the Early Years Specialist Service (Access and Inclusion) which can be accessed by phone (01-511 7222), e-mail (onlinesupport@pobal.ie) or via the AIM online application form at www.pobal.ie. **This applies to the ECCE funded two-year free preschool programme only.**
- Working with staff and families to identify and apply for additional resources/support for children with additional needs.
- Providing appropriate physical and staffing resources within the budget constraints of the Service.
- Supporting staff to gain the appropriate knowledge and skills for the implementation of this policy and additional roles as they are created and developed.
- Creating Job descriptions for all roles within the Service and specifically for:
 - The Inclusion Coordinator
 - The Early Years Practitioner with Keyworker responsibilities for a child with additional needs (AIM Level 7)
 - Practitioner (Specific Medical Needs)
- Appointing a Keyworker to the child with an additional need.
- Ensuring that Medical Emergency Care plans are set up for children requiring life-saving medication.
- Ensuring an Individual Education Plan is developed for the child.
- Planning and facilitating continuous professional development of staff to enhance inclusion.
- Facilitating the development of transition plans for children within and outside the setting.
- Ensuring there is purposeful learning for the child with additional needs within the setting.
- Providing support and strategies to staff in developing differentiated learning and providing accommodations/adaptations.
- Facilitating problem solving with staff to enhance inclusion.
- Being an advocate for children with additional needs within the setting.
- Modelling inclusionary practices for the entire Service.

Young Explorers' Club Policies & Procedures January 2020

Our team will work in consultation with the staff, the parents/guardians of the child, and other professionals and/or agencies working with the family to determine additional resources required to meet the functional and developmental needs of the child and to determine the suitability of the Service in meeting these needs.

The Staff are responsible for:

- Being a champion for children with additional needs.
- Reviewing enrolment applications to identify children with additional needs.
- Identifying, if additional support is required, the type of support required and consulting.
- Liaising with families and liaising with management and outside agencies to access it if possible.
- Ensuring that any support or resources available for a child are accessed in consultation with the parents/guardians.
- Ensuring that the parents/guardians are fully informed about the curriculum planned and provided for their child and have given written consent for any action, support or intervention for their child.
- To plan and implement a programme which incorporates the individual goals for the child with additional needs.
- Ensuring the programme provides opportunities for participation and interaction with other children.
- Responding to parents/guardians needs and providing support and guidance, where appropriate.
- Encouraging a collaborative family approach.
- Ensuring that, in consultation with persons involved in the care and education of the child, any specialised medical and nutritional needs of the child are catered for in the day-to-day programme.
- Ensuring that the programme incorporates opportunities for regular review and evaluation, in consultation with all persons involved in the child's care and education.
- Providing personal and intimate care where appropriate.

The parents/guardians will:

- Share information about their child and their child's needs within the Service whilst maintaining the right to decide who will receive information about their child.
- Be open to engaging with the AIM programme or other supports suggested or available.
- Raise any issues/concerns they have about their child's participation in the programme.
- Be involved in, and fully informed about, any support proposed for their child.
- Be given the opportunity to consent to any observations, intervention or reports on their child and have a right to copies of such documents.
- Be given the opportunity to withdraw consent to any observations, interventions or reports.

EQUALITY AND DIVERSITY

The UN Convention on the Rights of the Child (1991) states: "It is the State's obligation to protect children from any form of discrimination and to take positive action to promote their rights". We provide equal opportunities by ensuring that:

- We are aware that everyone's tastes vary and each of us has a different way of doing things. We all have different interests and ways of expressing ourselves.
- All staff have a responsibility to show clearly, through their work, that they respect all children and their families regardless of ability, culture, beliefs and traditions.
- Staff are non-discriminatory, and we believe in equal attention and care for all children without regard to race, gender, national origin, ancestry etc.

Definitions

'Diversity' refers to the diverse nature of Irish society. Diversity is about all the ways in which people differ, and how they live their lives as individuals, within groups, and as part of a wider social group: for example, a person can be classified, or classify themselves, by their social class, gender, disability/ability, as a returned Irish emigrant, family status, as an inter-country adoptee or from a different family structure, including

Young Explorers' Club Policies & Procedures January 2020

foster care. They can be seen – or see themselves – as part of a minority group, a minority ethnic group or part of the majority/dominant group (adapted from Murray and Urban, 2012).

'Equality' refers to the importance of recognising, respecting, and accepting the diversity of individuals and group needs, and of ensuring equality in terms of access, participation and benefits for all children and their families. It is therefore not about treating people 'the same'. Equality of participation is particularly relevant when working with children and parents. Inequality can be instigated by an individual, or through policies at an early childhood service or broader institutional level (adapted from Murray and Urban, 2012).

Favouritism:

Staff should not develop favouritism or become over involved with any one child. The children should be comfortable in the care of any of our staff as there may be different staff working each day with groups or individual children. Children can feel resentful or isolated if staff always favour one child and a child who is always over indulged or favoured can be led to feel that he or she can do no wrong and grow up to have a feeling of entitlement which may affect future relationships and behaviour as an adult.

Meetings:

We will convene meetings at a time and venue that enable most parents/guardians to attend and to ensure equal access to information and involvement in the Service.

Access:

Everyone in the community regardless of religious affiliation, political background, race, culture, linguistic needs, disability, sexual orientation or age, has access to the Service.

The Curriculum:

- All children are to be respected and their individuality and potential recognised, valued and nurtured.
- Activities and the use of play equipment will offer children opportunities to develop in an environment free from prejudice and discrimination.

Young Explorers' Club Policies & Procedures January 2020

- Through the proactive use of planning and curriculum development opportunities will be given to children to explore, acknowledge and value similarities and differences between themselves and others.
- It is important for children to experience a variety of cultures at an early age so that they realise that cultural diversity is part of everyday life.
- We ask families to share their own cultures, religions and traditions with our staff so that all values are respected and celebrated in the Service.
- It is our objective to support and encourage each child in their experience and guide them to embrace their own values and the values of others. These experiences help set the child's foundations and potentially shape the people they will become.

Resources:

All materials are to positively and accurately reflect cultural and racial diversity. These materials will help children to develop their self-respect and respect other people by avoiding stereotypes. We use a range of books, images, music and songs and experiences that reflect diversity. Boys and girls are to have equal opportunity and be actively encouraged to use all activities.

Discriminatory Behaviour/Remarks:

Any discrimination (language, behaviour or remarks) by children, parents/guardians or staff/volunteers is unacceptable in the Service. Discrimination will be positively challenged by supporting the victim and helping those responsible to understand and overcome their prejudices.

All bias and/or discriminatory behaviour or remarks must be brought to the immediate attention of the Manager. Such occurrences will be dealt with in accordance with the Service's complaints procedure.

Festivals:

We aim to show respect for and awareness of all major events in the lives of the children and families and wider society. Without indoctrination, we aim to acknowledge festivals celebrated by all families in our community and wider society through stories, activities, special food and clothing which reflect diversity of life. We have a sensitive approach to Father's/Mother's Day etc. and welcome parents/guardian's contributions.

Young Explorers' Club Policies & Procedures January 2020

Language:

It is important that all children and their parents/guardians feel welcome and encouraged to be involved. To help children with little or no English we will:

- Ensure inclusion in the group and staff will talk to the child, speaking slowly and simply, demonstrating what is meant by the words.
- Support child and parents by staff member who will try and learn some key phrases in the child's language, e.g. 'hello' 'goodbye' 'hungry' 'thirsty' 'do you need help?'
- We encourage children to use their home language whenever they are so inclined. Dual language books are helpful to encourage the use of other languages.
- Make it easy for the child to settle into the setting, we encourage other children to talk to non-English speaking children in the same way as usual.
- Parents are invited to help with key words and phrases in their home language.
- Staff will ensure that they correctly pronounce and spell children's names.

Spiritual, Cultural, Social and Moral Values:

Growth in spiritual, social and cultural values is encouraged by:

- Providing an environment where children feel safe and secure.
- The constant implementation of the Service's rules.
- Learning to share and respect the property of others.
- Learning to accept the rules of play and the rights of others.
- The celebration of festivals from a variety of cultures.

Parents/guardians from ethnic minorities and religious communities may wish to be absent to celebrate religious events. We will support such occasions.

Actions to be followed if the policy is not implemented

If a staff member or a parent/guardian, feel that this policy is not being implemented, we have a Complaints Policy and Procedure to make a complaint.

Signed: _____ **Date:** _____

Name:

Person responsible for approving the Policy

APPENDIX C

PRINCIPLES OF AN INCLUSIVE CULTURE IN THE EARLY CHILDHOOD SERVICE

(Taken from the Diversity, Equality and Inclusion Charter and Guidelines for Early Childhood Care and Education)

An inclusive culture involves:

- Working in partnership and openly communicating with the child's family.
- Working in partnership with outside agencies that may be involved with the family. (Consent must be given by the child's parents.)
- Actively promoting equal opportunities and anti-bias practices, so that all children and families feel included and valued. (Derman-Sparks and ABC Task Force, 1989)
- Having robust policies and procedures – inclusion policy, equal opportunities policy.
- Recognising and valuing that all children are unique and will develop and learn at their own rate.
- Utilising the AIM programme to meet the needs of children and recognising that not all children with disabilities will require additional support.
- Encouraging children to recognise their individual qualities and the characteristics they share with their peers.
- Actively engaging children in making decisions about their own learning.
- Respecting the diversity of the child, their family and community throughout the Early Childhood Service.
- Understanding that children have individual needs, views, cultures and beliefs, which need to be treated with respect and represented throughout the early childhood services.
- Reflecting on our own attitudes and values.

APPENDIX D

AIM-Access and Inclusion Model

The Better Start **Access and Inclusion Model** (AIM) is a model of supports designed to ensure that children with disabilities can access the Early Childhood Care and Education (ECCE) programme. Its goal is to empower service providers to deliver an inclusive pre-school experience, ensuring that every eligible child can fully participate in the ECCE programme and reap the benefits of quality early years care and education.

AIM is a child-centred model, involving seven levels of progressive support, moving from the universal to the targeted, based on the needs of the child and the service provider. For many children, the universal supports offered under the model will be sufficient. For others, one discrete support may be required to enable participation in pre-school, such as access to a piece of specialised equipment. For a small number, a suite of different services and supports may be necessary. In other words, the model is designed to be responsive to the needs of each individual child in the context of their pre-school setting. It will offer tailored, practical supports based on need and will not require a formal diagnosis of disability.

What supports are provided under AIM?

AIM provides a suite of universal and targeted supports across 7 levels.



Universal Supports (Levels 1 – 3 of the Access and Inclusion Model)

Universal supports are designed to promote and support an inclusive culture within pre-school settings by means of a variety of educational and capacity-building initiatives. Specifically:

- A new **Inclusion Charter** has been developed for the early year's sector. Service providers are invited to sign-up to this Charter by producing and publishing their own Inclusion Policy. To support this process, updated Diversity, Equality and Inclusion Guidelines for Early Childhood Care and Education have been produced and a national training programme on the Inclusion Charter and the Guidelines will be delivered by the City and County Childcare Committees. The Diversity, Equality and Inclusion Charter and Guidelines can be accessed at <http://aim.gov.ie>
- A **new higher education programme**, "Leadership for Inclusion in the Early Years" (LINC), will commence in October 2016. The Department of Children and Youth Affairs will fund up to 900 places per annum on this programme. Graduates from the programme will be able to take on a new leadership role of Inclusion Co-ordinator within their pre-school setting which will attract an increase of €2 per child per week in the rate of ECCE capitation payable to that setting.
- Finally, a broad **multi-annual programme of formal and informal training** for pre-school staff in relation to disability and inclusion will be funded by the Department of Children and Youth Affairs and will be delivered by the City and County Childcare Committees, in collaboration with the HSE and other agencies.

Targeted Supports (Levels 4 – 7 of the Access and Inclusion Model)

The supports at levels 1 to 3, when appropriately developed, have been found internationally to be sufficient to support many children with disabilities. However, where a service provider, in partnership with a parent or guardian, considers that some further additional support may be necessary to meet the needs of a particular child, they can apply for one or more of the following targeted supports:

Young Explorers' Club Policies & Procedures January 2020

- **Expert advice, mentoring and support** is available from a team of 50 specialists in early years care and education for children with disabilities. These experts, termed Early Years Specialists (Access and Inclusion), are based in the Better Start National Early Years Quality Development Service.
- A scheme is available for the provision of **specialised equipment, appliances and grants towards minor building alterations** which are necessary to support a child's participation in the ECCE programme.
- **Therapy services**, which are critical to a child's participation in the ECCE programme, are available through the model and will be provided by the HSE.
- Finally, where the above supports are not sufficient to meet the needs of a child, service providers, in partnership with parents or guardians, can apply for **additional capitation** to fund extra support in the classroom or to enable the reduction of the staff to child ratio.

How do I access AIM supports?

Where the Service has agreed to enroll a child in its pre-school and considers that additional support will be needed to meet the needs of the child in an inclusive way, the Service can, in partnership with the parent, apply for supports under AIM. Applications are made via the Programmes Implementation Platform (PIP) on the Pobal website.

Universal Supports (Levels 1 – 3 of the Access and Inclusion Model)

Early Years Practitioners can apply for the new higher education programme, "Leadership for Inclusion in the Early Years" or LINC, at www.lincprogramme.ie.

National training programmes in relation to the Diversity, Equality and Inclusion Guidelines, as well as in relation to disability and inclusion more generally, will be advertised on this website and on the websites of all City and County Childcare Committees. Service providers and practitioners will be able to apply for places on these training programmes via their local City or County Childcare Committee.

Targeted Supports (Levels 4 – 7 of the Access and Inclusion Model)

Advice and support from the Early Years Specialist Service (Access and Inclusion) can be accessed by phone (**01-511 7222**), e-mail (**onlinesupport@pobal.ie**) or via the AIM online application form at **www.pobal.ie**. This form only needs to be completed once to access supports across levels 4, 5, 6 or 7.

To apply for specialised equipment, appliances or a grant towards minor alterations, service providers, in partnership with parents or guardians, should complete the relevant part of the aforementioned online application form on PIP.

To apply for therapy services or additional capitation to fund extra support in the classroom, service providers, in partnership with parents or guardians, should complete the online application form on PIP, including the Access and Inclusion Profile section of the form. It is estimated that only 1 to 1.5% of children in ECCE will require, and therefore be eligible for, the Level 7 additional capitation.

How can I find out more information?

For more detailed information on AIM, please refer to our dedicated web pages www.preschoolaccess.ie, <http://aim.gov.ie/faqs/> and <http://aim.gov.ie/key-documents-and-resources/>. The local City or County Childcare Committee will also be able to provide further information and guidance.

To meet these diverse needs childcare practitioners should:

- Plan opportunities to build on an extend children's knowledge, experiences, interests and skills and should develop their self-esteem and confidence.
- Use a wide range of teaching practices based on the children's individual learning needs
- Provide a wide range of opportunities to motivate and support development
- Provide a safe, stimulating and supportive learning environment where all children are valued and where racial, religious, disability and gender stereotypes are challenged.
- Use materials that positively reflect diversity and are free from stereotyping and discrimination.
- Plan challenging opportunities.

Young Explorers' Club Policies & Procedures January 2020

- Monitor children's progress identify areas of concern and act to provide appropriate support.
- Differentiate activities for children who have additional needs to allow for full participation and integration.
- Provide opportunities for children where English is their second language, to hear and see their home language.
- What we provide and how it is presented influences children's identity. All children have the right to grow up feeling proud, self-confident and sensitive to the feelings of others.

APPENDIX E: Service Evaluation

- ✓ Are pictures, posters and other illustrations like jigsaws portraying a cross section of people including those with a disability?
- ✓ Do the dressing up clothes and home corner offer a range of items that reflect a variety of cultures and social situations to extend all children's knowledge and experience?
- ✓ Do the books offer non-stereotypical characters and represent different people, cultures and language?
- ✓ Do the children have the opportunity to make and eat foods from different cultures?
- ✓ Are children including those with a disability encouraged to be independent?
- ✓ Do multicultural children feel relaxed and able to use their home language and commended for their ability to use a variety of languages?
- ✓ Are monolingual children whose home language is not English encouraged to express themselves in their heritage language?
- ✓ Do all children have the opportunity of hearing different languages and seeing sign language?
- ✓ Do practitioners actively intervene if children are physically abused, called names, laughed at or excluded because of their skin colour, disability or the way they talk?
- ✓ Do we answer questions about disability, skin colour or parental situations accurately?
- ✓ Are girls encouraged to play with construction kits and boys with dolls and the home corner?
- ✓ Are disabled children and non-disabled children encouraged to interact and learn from each other?

11. HEALTHY EATING [INCORPORATING FOOD HYGIENE]

Document Title:	Eating (Incorporating Food Hygiene)
Unique Reference Number:	011
Document Author:	Young Explorers Club
Document Approved:	Bart Siniarski
Person(s) responsible for developing, distributing and reviewing Policy	Bart Siniarski
Person responsible for approving Policy	Bart Siniarski
Method of communication of policies to staff (email / hard copy / induction training)	Available online through "Family"
Method of communication of policies to parents/guardians (full policies via email, hard copy)	Hard copy available in the service
Date the Document is Effective From:	January 2020
Scheduled Review Date:	Annually
Number of Pages:	10

This policy has been communicated to parents/guardians.

Relevant staff know the requirements and have a clear understanding of their roles and responsibilities in relation to this policy.

Relevant staff have received training on this policy.

Statement of Intent:

The Service promotes healthy nutritional choices for our children. We feel it is important at this young age to introduce and educate our children about good nutrition and the health benefits of eating well. Allergens in food we provide will be listed as under Food Information for Consumers (FIC) Regulation (EU) No 1169/2011 (S.I. No. 489 of 2014). It is also our intention to ensure that good food hygiene practices are in place in line with relevant legislation.

Policy and Procedure:

Young Explorers' Club Policies & Procedures January 2020

It is the policy of the Service to support parents/guardians' choices e.g. bottle feeding / dietary restrictions / requirements.

Adults always sit with the children and supervise them when eating and drinking snacks or meals.

- We do not allow fizzy drinks, sweets, chocolate, crisps, popcorn, nuts or nut spreads. This is communicated to parents.
- Some children are allergic to peanuts/nuts. We request that parents/guardians do not include these in their child's snack.
- The Service provides meals prepared by a third party - Little Dinners.
- If a child attends the service and has not had a breakfast (morning session) or lunch (afternoon session) a breakfast or lunch is provided in addition to the regular snack.
- Babies bottles must be made up and provided to the service in bottles suitable for refrigeration clearly labelled with the child's name.
- Our staff keep a written record of what a child has eaten during the day. This allows us to ensure that a child's nutritional needs are being met on an ongoing basis.
- Food is appropriate to the ages, development and needs of children.
- Food portions will be age and stage appropriate.
- Meal/snack times are used as an opportunity to encourage good social habits.
 - Whenever possible children and staff eat together.
 - Good table manners will be encouraged.
 - Children will also be engaged in conversation if they wish.
 - Children that are slow eaters will be given time to eat and not rushed.
 - Children are encouraged to feed themselves as appropriate to their age and stage of development.
 - Children will be encouraged to sit down when eating and/or drinking.
- Age and stage appropriate feeding equipment such as feeder cups, knives, forks spoons etc. are always available.
- Allergens in food we provide will be listed as under Food Information for Consumers (FIC) Regulation (EU) No 1169/2011 (S.I. No. 489 of 2014)
- Children with allergies and special diets will be carefully supervised. Staff are fully aware of all allergies within the setting.

Young Explorers' Club Policies & Procedures January 2020

- Children will be encouraged to help tidy up after snack time.
- Cultural and religious dietary habits are respected. Parents/guardians are requested to provide details of foods that children can or cannot eat.
- Healthy eating is promoted through our curriculum.
- Drinking water, milk and small snacks are available throughout the day (in between scheduled meals).

Important Note:

- If a child expresses that they are hungry, we will ensure they have a snack.
- Staff are required to inform parents of what the child has eaten during the day and especially if their child has not eaten well.
- Parents are advised on safety and nutrition in relation to healthy lunches and snacks.
- Meal/snack time should be engaged with in a positive way with the children. Staff must not use any negative association with food at any time with the children.

Meals:

Well-balanced and nutritious meals are provided for the children. A variety of foods is selected from each of the four main food groups every day:

- Bread, cereals, rice, pasta and potatoes
 - Fruit and vegetables
 - Milk and dairy foods
 - Meat, fish and alternatives
- Menus are reviewed and changed weekly to ensure a varied range of food choices for the children.
 - Fresh fruit is always available
 - Processed meat products such as sausages, burgers, chicken nuggets and fish bites are kept to a minimum. If these are provided, healthier cooking methods are used, e.g. they are oven cooked or grilled. No food is fried.
 - Special therapeutic dietary needs are respected. Parents/guardians are requested to give us a copy of the diet sheet provided by their dietician.

Food Labelling and Allergen Information:

Food Information for Consumers (FIC) Regulation (EU) No 1169/2011 (S.I. No. 489 of 2014) stipulates that food allergen information for non-prepacked food must, as a minimum, be provided in written format.

The allergens in **any** meals, snacks and any food consumed in activities such as baking will be listed, and parents/guardians made aware of before the food is consumed. Each meal or snack will indicate if any of the 14 (required) allergens **are** present.

Rewards and Special Occasions:

Praise and attention are used to help develop children's self-esteem and to act as a positive reward for good behaviour. Food, e.g. sweets, should not be used as reward.

Parents/guardians may send in birthday cakes. Cakes should be bought at a shop or HSE inspected and approved restaurant to avoid the possibility of gastrointestinal illness. The cake should not contain nuts, as some children are allergic to nuts.

Food Hygiene:

The Management shall ensure that there are:

- Adequate and suitable facilities for the storage, of food.
- Adequate and suitable eating utensils, hand washing, wash-up are provided.
- All waste and other refuse must be stored hygienically and disposed of frequently and hygienically and in such a manner as not to cause a nuisance.
- The Service will follow the food hygiene standards required under the Child Care Act 1991 (Early Years Services) Regulations 2016 throughout the Service as 'best practice'.

Policy and Procedure:

Reheating:

- If food is to be eaten warm, it will be re-heated until piping hot and then cooled down before serving. The Service will only reheat food once.
- Food will not keep food hot for long periods.
- During reheating food is stirred to ensure all parts are heated.

Young Explorers' Club Policies & Procedures January 2020

- Where children bring in a pre-cooked meal to be re-heated, staff will ensure that any perishable foodstuffs are delivered, refrigerated and re-heated in a safe manner.

Menus:

The monthly menu is displayed in the Service and includes a wide variety of healthy foods to include servings of protein, starch, dairy, vegetable and iron. Any changes in the menu are noted and any foods that are substituted are of equal nutrient value.

Use of Outside Catering Companies:

Where the Service retains an outside catering company to provide meals the Service will ensure that:

- The outside service is HACCP compliant.
- That food is delivered to the Service in storage units compliant with HACCP
- Food supplied by the outside service is purchased from a supplier registered with one of the Health Service Executive's Environmental Health Departments or other official agencies.
- Where food is delivered to the Service by an outside catering company, it must be frozen / refrigerated and re-heated in a safe manner.
- Hot meals delivered to the Service must be received at a safe temperature and served within two hours.
- Where meals are provided by the Service, all food will be purchased, stored, prepared, cooked, re-heated and served in a safe manner so as not to pose a risk to a child.
- Where food is being served from a can or a jar and where the child is unlikely to eat all the contents, a portion will be spooned into a separate dish or container before serving it to a child. Any unused portions will be stored according to the manufacturer's instructions. If food is served straight from the jar and the child does not finish it, the remainder should be thrown away.

Young Explorers' Club Policies & Procedures January 2020

Kitchen Hygiene:

- Work surfaces should be thoroughly cleaned with disinfectant after each meal preparation whether meals are prepared on the premises or provided by an outside company.
- People who are unwell should not prepare food for others.
- Cover cuts and sores with waterproof dressings.
- Tea towels and dishcloths should be boil-washed daily.
- Staff should always wash their hands with soap and water before preparing food, before helping children to eat and after toileting children or changing nappies or blowing their nose.
- It is also important that children are taught basic hygiene themselves, for example, not eating food that has fallen on the floor, washing their hands with soap and water before meals and after going to the toilet.
- Uneaten food should be removed from the table and disposed of.
- Any milk remaining in a baby's bottle after one hour should be disposed of.

Food Storage:

- Perishable food must not be left at room temperature for more than two hours. Perishable food brought from home, including sandwiches, should be kept in a fridge or cool place below 5°C.
- Insulated cool boxes, or a cool box with cool packs, should be used for carrying food when taking children on trips or outings.
- Leftovers will be cooled as quickly as possible and should be covered and, when steam has evaporated, put into the fridge. Staff will avoid putting large quantities of warm food in the fridge as it raises the temperature of the whole fridge.
- Foods in the fridge are covered.
- Food stocks are rotated and food beyond its 'use by' date discarded.
- Food is not left in cans and packaging once opened. It is always emptied into another container for storage.
- Foods are not refrozen.
- The fridge is washed frequently.

Choking hazard:

Babies and children have a natural tendency to put things in their mouths. These include food and non-food items, such as small toys and household items. This can easily cause choking. Food is the most likely thing that a child will choke on. There are a number of steps that should be followed by staff to minimize the risk of choking:

Eating position:

- a child should eat sitting in a high chair or at a table with an adult supervising
- children should never eat while walking or running - there is a risk a child could choke
- children should never eat in bed

List of foods to never give to a child under the age of 5:

- nuts (including peanuts)
- marshmallows
- popcorn
- chewing gum
- boiled and hard sweets

Food preparation:

When a child starts weaning onto solid food, staff should make sure that the food is:

- suitable for their age and developmental stage
- cut up small enough
- soft enough for them to eat

Always cut up food to a size that a child can chew and eat safely. To make food safer, change the texture – grate, cook, finely chop or mash it. Remove the parts of food that could choke a child – peel off the skin or remove any strong fibres, seeds, pips or stones. Food needs to be prepared safely before you give it to a child.

Small fruit and vegetables:

Grapes, cherry tomatoes and other similar-sized food can choke your child.

Grapes are a particular risk to children. Cut them in half and then quarters lengthways or smaller. Remove all seeds or pips.

Cut cherry tomatoes and other similar-sized food in the same way. If they have seeds, stones or strong fibres, remove them. If you don't, it could block your child's airway.

Hard fruit and vegetables:

These include carrots, celery and apples. You can reduce the risk of your child choking if you change the texture of the food. Grate, cook, finely chop or mash it.

Food with skins or leaves:

Food skins are difficult to chew and can completely seal children's airways. They include:

- sausages, hot dogs and frankfurters
- apples and pears
- tomatoes
- lettuce and other raw salad leaves
- spinach and cabbage

Remove or peel skins and cut lengthways into small pieces no bigger than your child's small fingernail. Finely chop salad leaves. Cook spinach and cabbage until soft and chop finely.

Fruit with Stones

Remove or peel skins and cut lengthways into small pieces no bigger than a child's small fingernail.

Thick pastes and spreads

Thick pastes like peanut butters and chocolate spreads can stick to a child's throat and windpipe (airway). This makes breathing difficult. Spread pastes thinly and evenly.

Nuts and seeds

Do not give whole nuts to children under the age of 5 because they may choke. Nuts and seeds should be crushed or ground. Spread nut butter spreads evenly and not too thickly.

Bottle feeding

Always hold a baby in your arms and the bottle in your hand if bottle-feeding them.

Do not prop up or lean the bottle against a support like a cushion. This can cause choking and other health problems.

If feeding in bed, always remember to return the baby to their own cot for sleep.

Mealtime Practises:

- There is flexibility around meal and snack times (e.g. where a child is deeply emerged in play) Meals and snacks should be appetising and healthy for children.
- The atmosphere during mealtimes is relaxed with pleasant social interaction among the children and adults
- Staff sit with children during mealtimes to give example of positive social skills.
- Children are encouraged to feed themselves independently according to their age and development.
- The crockery, cutlery and drinking utensils used are suitable for the children's ages and stage of development.
- Enough time is allowed for bottle-feeding and mealtimes.
- Healthy meals and snacks are served no more than 3 hours apart.
- Each child is given enough time to eat and enjoy their bottle, snack or meal without being rushed.
- Children who have not eaten or who are hungry are offered:
 - food at times outside routine meal and snack times
 - an alternative food option
- Children are seated at the table **or** in a low chair during snack and mealtimes when their food is ready.

Young Explorers' Club Policies & Procedures January 2020

- The table and chairs are suitable to their age and stage of development.
- Children are encouraged to try different food tastes, textures, colours and so forth.
- Children are supported to develop knowledge and skills to make nutritious food choices.
- Learning materials and experiences are available to reinforce nutritious food choices.
- Activities are available for children who have finished their food before others.
- Children with allergies and special diets will be carefully supervised. Staff are fully informed about allergies and religious dietary requirements within the setting.
- Ensure that staff and children wash their hands before meals.
- Use disposable gloves when serving the children food including snacks.
- Children are put to sit at the table in low chairs as meals are brought to the rooms. Children are not left sitting at a table or in low chairs for too long before the meals are served.
- Bibs are worn by the younger children or any child who needs it.
- Staff **never** blow on or taste the children's food.
- Staff never give the children food that is too hot. Food is let cool before serving it to the children.
- Staff help and encourage the children to eat their meals. Staff do not force or demand that a child eats their food but use positive encouragement in a relaxed manner.
- Staff ensure that mealtimes are enjoyable experiences for the children.
- The children are taught table manners and etiquette and shown how to use cutlery correctly.
- Staff will never let one child eat another child's food to prevent allergies or cross contamination.
- Eating areas are cleaned up after each meal. The table is cleaned down etc with a clean cloth, using the anti-bacterial spray.
- The children are cleaned after each meal.

HACCP stands for 'Hazard Analysis Critical Control Point'. It is an internationally recognised and recommended system of food safety management. It focuses on identifying the 'critical points' in a process where food safety problems (or 'hazards')

Young Explorers' Club Policies & Procedures January 2020

could arise and putting steps in place to prevent things going wrong. This is sometimes referred to as 'controlling hazards'. Keeping records is also an important part of HACCP systems.

Property of Young Explorer's Club

FOOD INGREDIENTS THAT MUST BE DECLARED AS ALLERGENS

Substances or products causing allergies or intolerances as listed in Annex II of Food Information for Consumers (FIC) Regulation (EU) No 1169/2011 (S.I. No. 489 of 2014)

ALLERGEN:	CONTAINED IN: (this list is not exhaustive and is meant to be a guide)
Cereals containing gluten:	Flour and products made with wheat (such as spelt and khorasan wheat), rye, barley, oats or their hybridised strains, and products thereof, except: (a) wheat-based glucose syrups including dextrose (b) wheat-based maltodextrins (c) glucose syrups based on barley (d) cereals used for making alcoholic distillates including ethyl alcohol of agricultural origin
Crustaceans and products thereof:	Lobsters, crabs, shrimp, prawns etc.
Eggs and products thereof:	Mayonnaise, cakes, biscuits, ice cream
Fish and products thereof:	Fish cakes, fish fingers except a) fish gelatine used as carrier for vitamin or carotenoid preparations (b) fish gelatine or Isinglass used as fining agent in beer and wine
Peanuts and products thereof:	Peanut butter, Arachis oil Arachis, some cakes, biscuits and chocolate
Soybeans and products thereof:	Soy sauce, Tofu, soya milk, meat substitute products, except: (a) fully refined soybean oil and fat (b) natural mixed tocopherols (E306), natural D-alpha tocopherol, natural D-alpha tocopherol acetate, and natural D-alpha tocopherol succinate from soybean sources (c) vegetable oils derived phytosterols and phytosterol esters from soybean sources (d) plant stanol ester produced from vegetable oil sterols from soybean sources

Young Explorers' Club Policies & Procedures January 2020

Milk and products thereof (including lactose):	Yogurt, cheese, fromage frais, ice cream except: a) whey used for making alcoholic distillates including ethyl alcohol of agricultural origin (b) lactitol
Nuts:	Cakes, biscuits, almonds (<i>Amygdalus communis</i> L.), hazelnuts (<i>Corylus avellana</i>), walnuts (<i>Juglans regia</i>), cashews (<i>Anacardium occidentale</i>), pecan nuts (<i>Carya illinoensis</i> (Wangenh.) K. Koch), Brazil nuts (<i>Bertholletia excelsa</i>), pistachio nuts (<i>Pistacia vera</i>), macadamia or Queensland nuts (<i>Macadamia ternifolia</i>), and products thereof, except for nuts used for making alcoholic distillates including ethyl alcohol of agricultural origin
Celery and products thereof:	Soups, stews, stocks, bouillons and seasonings.
Mustard and products thereof:	Mayonnaise, soups, stews, stocks, bouillons and seasonings.
Sesame seeds and products thereof:	Cakes, biscuits
Sulphur dioxide and sulphites at concentrations of more than 10 mg/kg or 10 mg/litre in terms of the total SO₂ which are to be calculated for products as proposed ready for consumption or as reconstituted according to the instructions of the manufacturers:	Bakery goods, soups, jams, canned veg, pickled foods, vinegar, gravies, dried fruit, potato crisps, vegetable juices, sparkling grape juice, beer, wine cider, bottled lemon/lime juice, tea, many sauces (tomato ketchup etc.) molasses, fresh and frozen prawns, guacamole, maraschino cherries, dehydrated, pre-cut or peeled potatoes.
Lupin and products thereof:	A legume belonging to the same plant family as peanuts used in gluten-free products
Molluscs and products thereof:	Shellfish e.g. clams, scallops, oysters, octopus, squid

Signed: _____ Date: _____
Name: _____

Person responsible for approving the Policy

12. OUTDOOR PLAY

Document Title:	Outdoor Play
Unique Reference Number:	012
Document Author:	Young Explorers Club
Document Approved:	Bart Siniarski
Person(s) responsible for developing, distributing and reviewing Policy	Young Explorers Club
Person responsible for approving Policy	Bart Siniarski
Method of communication of policies to staff (email / hard copy / induction training)	Bart Siniarski
Method of communication of policies to parents/guardians (full policies via email, hard copy)	Bart Siniarski
Date the Document is Effective From:	January 2020
Scheduled Review Date:	Annually
Number of Pages:	7

This policy has been communicated to parents/guardians.

Relevant staff know the requirements and have a clear understanding of their roles and responsibilities in relation to this policy.

Relevant staff have received training on this policy.

Statement of Intent:

Outdoor play is an important part of our daily curriculum at the Service. We aim to ensure that children play outdoors every day.—Our intention, through our outdoor programme is to enhance gross motor skills, co-ordination, balance, and body awareness. It also gives children opportunities to socialise freely and use imagination and initiative.

Outdoor Area:

Young Explorers' Club Policies & Procedures January 2020

The Service's outdoor area is located at the rear of the service and is accessed by the children and staff through the kitchen. The outdoor area consists of rubber slabs.

Policy and Procedure:

A well-planned environment provides opportunities for children to seek new challenge as they master old ones.

Close observation is essential in order to assess children's ability and to ensure appropriate planning and continuity for the outdoor curriculum. Staff will be vigilant about supervising children outdoors. The outdoor time is play time for the children. The adults are there to supervise and lead garden games or play and ensure that the children are in no danger to themselves or their peers.

Outdoor time is an extension of indoor activities therefore sitting should be kept to an absolute minimum.

- Staff should ensure that their presence and position in the outdoor play area allows that all areas of the outdoor area are under constant supervision and that all children are in the sight of at least one member of staff, at all times.
- The outdoor play area must be checked by a member of staff for safety before any children use the outdoor play area. (Risk Assessment)
- Staff **must engage** with the children during the outdoor play time.
- Curriculum planning should be used outdoors as well as indoors.
- Children should not be allowed interfere with the gate in the outside area.

Clothing:

It is important that children are dressed appropriately for outdoor activity. Parents are asked to ensure their children have the appropriate attire for the weather.

Sun Safety:

We request that parents/guardians:

- Apply sun cream to their child/children before they attend as in the first instance it is the responsibility of the parent to apply sun cream to their child/children.

Young Explorers' Club Policies & Procedures January 2020

- If necessary, put sun cream in the child's bag and request the staff member to apply the sun cream, every effort will be made by the staff member to do this and parents will be required to sign a permission slip.
- Sun cream should be individually labelled with child's name in original bottle and that parents "must" supply it for us to apply if required during day. Sun cream will be stored in a press out of reach and not in children's bags.
- Parents/guardians provide a sunhat for children.

We will ensure that:

- On very hot days children will have reduced exposure to sunlight in the middle of the day.
- Where possible, children can seek shade when outside in the sun.
- Ensure that children will wear a sunhat if provided by the parent.

Please also see our Policy on Hot Weather

Adult/Child Ratios:

The adult/child ratio for outdoor play will be in compliance with the Child Care Act 1991 (Early Years Services) Regulations 2016, staff will be vigilant about supervising children outdoors.

A rota system is usually practised in relation to classes going outdoors. Where there is exceptionally good weather all children may be outdoors at the same time. In such a situation staff will be cognisant of this fact and give due consideration to the supervision and safety of the children.

We aim that each child spends a minimum of 30 minutes outdoors every day, weather permitting.

Outdoor Programme:

- We will ensure that children have access to a range of outdoor activities to climb, run, crawl, balance, jump, throw, catch, pour, sort, pretend and access different levels.
- The outdoor programme encourages children to participate in growing vegetables and planting flowers.

Young Explorers' Club Policies & Procedures January 2020

- A variety of activities take place outdoors and children can utilise a range of outdoor equipment such as a slide, sand box, balls, trikes, hula-hoops, basketball, etc.
- The outdoor play area will be safe and scaled to a child's size.
- The outdoor time will be maximised through an intentional, well-planned approach to arranging the space and using the time.
- The programme will create a positive tone supporting a child's natural curiosity in playing outdoors.
- There will be opportunities for children to encounter and interact with each other.
- Children will be given the freedom to select safe materials to use outdoors to build upon their natural sense of exploration.
- The outdoor space offers choices for children.
- The programme will be child-led where active problem solving will be encouraged.
- Children and staff will interact in a relaxed and natural way.

Interactions:

Staff should be actively involved with children in their games and activities where appropriate and should not be solely in a supervisory role. Staff should be:

- Talking with children in a variety of ways (conversing, discussing, questioning, modelling and commentating).
- Helping children to find solutions to problems.
- Supporting, encouraging.
- Extending their activities by making extra resources available and providing new ideas.
- Initiating games and activities.
- Joining in games and activities when invited by children.
- Observing, assessing and recording.
- Aware of safety issues.
- Aware of every child's equal right of access to a full outdoor curriculum which is broad, balanced, relevant and differentiated regardless of race, culture, religion, gender or disability.
- Evaluating observations in order to plan appropriate resources and experiences.

Young Explorers' Club Policies & Procedures January 2020

Storage:

Equipment such as balls, bats, skipping ropes, hula hoops etc should be stored appropriately.

Outdoor Safety:

- The outdoor area and equipment must be well maintained including any equipment in the outdoor area.
- When setting out the equipment each day and during sessions, staff must look out for safety and remove any objects such as cans, bottles etc. which may have been left by others.
- The area should be checked for animal droppings.
- Before children go outside a member of staff must check the gate is secure.
- The outdoor area must allow for children to be supervised.
- Staff on duty outdoors must always be aware of the safety of the children in their care, be vigilant at all times and never leave the play area for any reason unless another member of staff has taken over responsibility.
- There must be at least two staff on duty in the outside area.
- It is most important for staff to move around the area constantly so that all areas are adequately supervised. Each person should position him/herself in separate areas so that no area is unsupervised.
- At the end of the session the areas should be scanned carefully in case children should be left outside unsupervised.
- Hot drinks should not be taken into the outdoor areas.
- Students helping outdoors must never be left in charge of any area.
- All equipment should be stored away sensibly and carefully, to allow for safe and easy removal next day.
- If a child is injured, they should be taken indoors by a staff member for treatment as quickly as possible. Both the injured child and staff member should remain within sight of another member of staff while treatment takes place. A floating staff member or another member of staff should replace the staff member treating the injured child in the outdoor area so that supervision of the area is interrupted for as short a period of time as possible.

Young Explorers' Club Policies & Procedures January 2020

- Details of the accident must be written up as soon as possible in the Accident/Incident book. The child's parent must be informed of the accident and treatment.
- Students/volunteers may not administer first aid.
- Children's clothing should be monitored carefully e.g. unfastened shoelaces and buckles, scarves and ties on anoraks which are too long can easily cause accidents, particularly on wheeled toys and climbing equipment.
- If it is necessary for staff to put toys away whilst children are still in the play areas, there must always be at least one other staff supervising remaining children in the area.
- Encourage children always to look before they move on the slide, or when jumping off apparatus; also encourage children to leave space between themselves and the child in front.
- All equipment is risk assessed and children and staff know and understand the rules of use.
- Whenever children carry equipment (clearing away or carrying planks, blocks etc.) they should be taught how to do it and staff should be aware of the risks involved and minimise them to ensure safety.

Risk Play:

A natural part of children's physical play involves engaging in play that is challenging and somewhat risky. Providing opportunities for all children to encounter or create uncertainty, unpredictability, and potential hazards as part of their play is extremely beneficial to children's development. This does not mean putting children in danger of serious harm. Good risks and hazards in play provision are those that engage and challenge children, and support their growth, learning and development. These might include being in touch with the natural environment and loose materials that give children the chance to create and destroy constructions using their skill, creativity and imagination. Bad risks and hazards are those that are difficult or impossible for children to assess for themselves, and that have no obvious benefits.

Young Explorers' Club Policies & Procedures January 2020

In our setting, we are aware of and alert to possible dangers, while recognising the importance of encouraging young children's sense of exploration and risk-taking. We maintain children's safety, while not unduly inhibiting their risk-taking.

Signed: _____ Date: _____

Name:

Person responsible for approving the Policy

13. USE OF INTERNET AND PHOTOGRAPHIC AND RECORDING DEVICES [INCORPORATING MULTIMEDIA]

Document Title:	Use of Internet, Photographic and Recording Devices (incorporating Multimedia)
Unique Reference Number:	013
Document Author:	Young Explorers Club
Document Approved:	Bart Siniarski
Person(s) responsible for developing, distributing and reviewing Policy	Bart Siniarski
Person responsible for approving Policy	Bart Siniarski
Method of communication of policies to staff (email / hard copy / induction training)	Available online through "Famly"
Method of communication of policies to parents/guardians (full policies via email, hard copy)	Hard copy available in the service
Date the Document is Effective From:	January 2020
Scheduled Review Date:	Annually
Number of Pages:	9

This policy has been communicated to parents/guardians.

Relevant staff know the requirements and have a clear understanding of their roles and responsibilities in relation to this policy.

Relevant staff have received training on this policy.

Statement of Intent:

The Service will ensure that the use of multimedia will be age appropriate and supervised when used.

Policy and Procedure:

Computers:

Computers are not available to children in the Service.

On-line Communications and Social networking:

Young Explorers' Club Policies & Procedures January 2020

Staff will not discuss individual children or their personal setting on Facebook, Twitter, Snapchat or any other social networking site.

Mobile Technologies:

Mobile phones are not permitted within the classrooms. The taking of photographs on mobile phones is strictly prohibited anywhere in the service. Children may not bring mobile phones, tablets, or similar devices into the Service

Television/DVD:

Television/DVD viewing is not provided for in the service.

Gaming Machines e.g. PlayStation, Nintendo Wii, Xbox:

Gaming machines are not used in the service.

Music CDs:

At the Service we value music because it is a powerful and unique form of communication that can change the way children feel, think and act. It also increases self-discipline and creativity, aesthetic sensitivity and fulfilment. The CDs used are appropriate for young children and will contain no offensive or inappropriate language. Radios stations will not be listened to in areas where children can hear them as the content may not be suitable. Music will not be played too loud so that the children's voices may still be heard.

"FAMILY" App:

The "FAMILY" nursery management software App is used for communication to help simplify administration, streamline observations, and improve planning.

Camera and Video Devices:

We are aware of the need for sensitivity when taking photographs and observe the following:

- Parental permission will always be sought before photos or videos are taken.
- Only the Service's tablet may be used to take pictures.

Young Explorers' Club Policies & Procedures January 2020

- Staff are not allowed to take pictures with phones/tablets or their own personal cameras. (If this is breached disciplinary action may be necessary).
- A photograph will only be taken if the child does not object to having his/her photograph taken
- Photographs are used to show positive issues (e.g. a piece of work that the child has worked hard on or is pleased with, children playing cooperatively together etc.)
- We are inclusive so that gender, race, special educational needs and differing abilities are reflected in a balanced way.
- There may be cultural issues of which we need to be aware when taking photographs of children from different ethnic minority groups.

Where photographs, videos or even samples of children's work are to be displayed outside the Service we seek parental permission for this to happen. Examples of this are newspaper reports, articles in early year's publications or exhibitions of children's work.

Students visiting professionals or researchers, who need to take photographs or videos as part of their work, are made aware of the need for confidentiality and that children will not be named or identified in any other way. Further parental permission will be sought in this instance.

Videos are also occasionally used in the Service for many of the above purposes. In particular we may use them for observations of children's play to further our understanding, or for assessment and planning tools

Parents/guardians Photographing and Videoing Children:

Parents/guardians may not take photographs or record children in the Service without the consent of the Management

Records:

The following records will be maintained:

- when a person can have access to a recording and photographic device
- in what circumstances
- for what purposes

Young Explorers' Club Policies & Procedures January 2020

- who can view, listen, or retain photographs/videos?
- in what circumstances they can do this
- for what purpose

Use of Photographs:

Photographs are used throughout the Service for a variety of purposes. Generally Child Care practitioners take photographs of the children throughout the year to capture a particular example of play or something that a child has achieved. In addition, we use photographs for:

Photographs:	Purpose:	Who can access these photographs and in what circumstances?
Displays of children's work	A record of ideas and topic references	Staff, Parents, Visitors
Examples of children's play	As a part of an individual child's profile	Staff, Parents, Visitors
Classroom areas	To show the range of activities	Staff, Parents, Visitors
Class albums	For children to look at and talk about	Staff, Parents, Visitors
Policy folders	To explain the work of the service to parents / guardians and visitors	Staff, Parents, Visitors
Special events and festivals	As a record of the year and for children and parents/guardians to look at and talk about	Staff, Parents, Visitors
Birthday display	Used as class resource for talking about birthdays, months of year etc.	Staff, Parents, Visitors
Photographic maps of the service and local environment	A resource for topic work	Staff, Parents, Visitors
From home	To act as a link between home and the service	Children, Staff, Parents, Visitors
Children's own photographs	Children take photographs on the digital camera, to gain experience in technology	Not applicable

Storage of Photos:

Photographic or video recording will not be stored on devices in the Service for extended periods of time. If a photograph is likely to be used again it will be stored securely and only accessed by those people authorised to do so. We will not re-use photos more than one-year-old, without further permission from the subject of the photo or the parent, as applicable.

Disposal of Photographs:

In the event that we no longer require a photo it will be disposed of as confidential waste. When photos are destroyed:

- The CD disk will be made unusable.
- The memory card / USB stick erased.
- The computer file deleted.
- Hard/printed copies and any negatives are destroyed.

CCTV:

The system has been installed by the service with the primary purpose of ensuring the safety of children in our care, and helping to ensure the safety of all staff, parents/guardians and visitors consistent with respect for the individuals' privacy.

Data Controller: We have a designated Data Controller and they are responsible for the data/information collected using CCTV.

Management is responsible for the operation of the system and for ensuring compliance with this policy.

This will be achieved by monitoring the system to:

- Ensure that children are appropriately cared for.
- Assist in the prevention and detection of crime.
- Facilitate the identification of any activities/event which might warrant disciplinary proceedings being taken against staff and assist in providing evidence.
- Provide opportunities for staff training.
- To investigate accidents.

The system will not be used:

- To provide recorded images for the world-wide-web.
- To provide images for a third party, other than An Garda Síochána in the course of their enquiries.
- Daily monitoring of staff.
- Monitoring staff performance.
- A supervision tool.
- Recording any conversations.

NOTE: If after viewing the CCTV for one the reasons stated that any inappropriate practice or breach of policies is observed this would be brought to the attention of the employee, they would have the opportunity to view same and depending on the matter this may result in invoking the discipline policy and procedure.

The Data Protection Acts of 1988 and 2003, and the 2016 General Data Protection Regulation (GDPR): CCTV digital images, if they show a recognisable person, are Personal Data and are covered by the Data Protection Acts.

Location:

The following areas are currently monitored by CCTV

All rooms and the front and rear of the building.

Fairness:

Management respects and supports the individual's entitlement to go about his/her lawful business and this is the primary consideration in the operation of CCTV. Although there will be inevitably some loss of privacy with CCTV cameras are not used to monitor the progress or activities in the ordinary course of lawful business. They are used to address concerns, deal with complaints or support investigations. New employees will be informed immediately, at induction that a surveillance system is in operation. Parents/guardians will be informed when they enrol their child. They will be informed of the purpose of the CCTV and what it can and cannot be used to monitor.

Role of the Management:

- To ensure the system is always operational.
- To ensure that servicing and repairs are carried out as necessary to the system.
- To respond to any individual's written request to view a recording that exists of him/her or his/her children.
- To ensure prominent signage is in place that will make individuals aware that they are entering a CCTV area.
- To ensure that areas of privacy (toilets etc.) are not monitored using CCTV.
- To ensure confidentiality is maintained at all time. Recorded information will be stored in the office and will only be available to those directly connected with achieving the objectives of the system.

Traceability:

Recordings must be logged and traceable throughout their life in the system. They must be identified by a unique serial number indelibly marked on the media shell.

Time and Date Stamping:

The correct time and date must be overlaid on the recording image.

Copy/viewing Recordings:

Management will respond to a request to view a recording by allowing the viewing to take place, in the presence of management on the premises. This is to protect other children/staff that may be present on the recording. Copies of recorded information must be strictly controlled and only made in relation to incidents which are subject to investigation. They must only be given to authorised third parties. Copies can only be issued by management.

Retention:

Recordings are retained for fourteen (14) days.

Access to Recordings:

There is no obligation on the Service to comply with a request that it considers unreasonable or vexatious or if it involves disclosing identifiable images of third parties. Third parties must give consent. Recordings will however be provided, if required by law or authorised agencies such as the Garda.

- *Requests for access to recordings must be made in writing.*
- *Sufficient information must be provided to locate the relevant recording, a specific date and reasonable time window.*
- *Viewings will take place, if appropriate, in the service in the presence of management.*
- *Management will have 21 days to respond.*
- *If a copy of recording is given to a third party that third party must sign a declaration form that they will not share the tape with anyone else, copy it or use it for unauthorised purposes.*
- *An incident report will be completed for each incident requiring investigation*

If access to or disclosure of the images is allowed, then the following should be documented:

- a. The date and time at which access was allowed or the date on which disclosure was made.
- b. The identification of any third party who was allowed access or to whom disclosure was made.
- c. The reason for allowing access or disclosure.
- d. The extent of the information to which access was allowed or which was disclosed.
- e. The identity of the person authorising such access.

Where the images are determined to be personal data images of individuals (other than the data subject) may need to be disguised or blurred so that they are not readily identifiable. If the system does not have the facilities to carry out that type of editing, an editing company may need to be hired to carry it out. If an editing company is hired, then the Manager or designated member of staff needs to ensure that there is a contractual relationship between the Data Controller and the editing company.

Data Subject Access Standards:

All staff involved in operating the equipment must be able to recognise a request by data subjects for access to personal data in the form of recorded images by data subjects. Data subjects may be provided with a standard subject access request form which:

- a) Indicates the information required in order to locate the images requested.
- b) Indicate that a fee will be charged for carrying out the search for the images.
- c) The maximum fee which may be charged for the supply of copies of data in response to a subject access request is set out in the Data Protection Acts, 1988 and 2003.
- d) Ask whether the individual would be satisfied with merely viewing the images recorded.
- e) Indicate that the response will be provided promptly following receipt of the required fee and in any event within 40 days of receiving adequate information

Signed: _____ **Date:** _____

Name:

Person responsible for approving the Policy

SAFETY

Property of Young Explorers' Club

14. CHILD AND ADULT PROTECTION POLICY

Document Title:	Child and Adult Protection Policy
Unique Reference Number:	014
Document Author:	Young Explorers Club
Document Approved:	Bart Siniarski
Person(s) responsible for developing, distributing and reviewing Policy	Bart Siniarski
Person responsible for approving Policy	Bart Siniarski
Method of communication of policies to staff (email / hard copy / induction training)	Available online through "Family"
Method of communication of policies to parents/guardians (full policies via email, hard copy)	Hard copy available in the service
Date the Document is Effective From:	January 2020
Scheduled Review Date:	Annually
Number of Pages:	47

This policy has been communicated to parents/guardians.

Relevant staff know the requirements and have a clear understanding of their roles and responsibilities in relation to this policy.

Relevant staff have received training on this policy.

The aim of this Service is to provide a Full Day Care facility for children aged 12 months to 6 years. We open 52 weeks per year and daily from 6:30am-6:00pm, Monday to Friday. We have capacity to cater for 27 children at any one time and our ratios are listed overleaf. This Service is privately owned by and Iwona Siniarska.

Our Service is located at Unit F1, Bymac Centre, Northwest Business Park, Blanchardstown, Dublin 15

The Service caters for 27 children

The Service has 5 mandated staff and 0 ancillary staff.

We deliver the following curriculum: Montessori and Play-based curriculum inspired by the national curriculum framework Aistear and Siolta

Young Explorers' Club Policies & Procedures January 2020

Statement of Intent:

The welfare of the child is paramount to us. Therefore, we want to make sure that the children in the Service are protected and kept safe from harm while they are in our care. We do this by:

- Making sure that our staff and students are carefully selected, trained and supervised.
- Having procedures to recognise, respond to and report concerns about children's protection and welfare.
- Making sure all staff are Garda vetted prior to engagement.
- Having clear codes of behaviour for management, staff and students.
- Having a procedure to respond to accidents and incidents.
- Giving parents/guardians, children and staff information about what we do and what to expect from us.
- Letting parents/guardians and children know how to voice their concerns or complain if there is anything, they are not happy about. Having a procedure to respond to these complaints.
- Having a clear reporting procedure to be followed should a staff member have a concern about a child with regard to *Children First (2017) and The Children First Act 2015*.
- Having a procedure to respond to allegations of abuse and neglect against staff members.
- Having a system where the policy and safeguarding statement is reviewed annually by the Management.

Policy:

Children First: National Guidance for the Protection and Welfare of Children published by the Department of Child and Youth Affairs in 2017 and *Our Duty to Care* form the basis of our services Child Protection Policy and Procedures.

<https://www.dcy.gov.ie/documents/publications/20171002ChildrenFirst2017.pdf>

https://www.dcy.gov.ie/documents/publications/ODTC_Full_Eng.pdf

See also the Child protection and Welfare Practice Handbook available at http://www.tusla.ie/uploads/content/CF_WelfarePracticehandbook.pdf

Young Explorers' Club Policies & Procedures January 2020

- This policy is applicable at all times when children are in the care of the Service, including outings.
- For the purpose of this policy, a “child” means anyone who is under 18 years of age who is not or has not been married.
- All staff and persons who work within the Service, must read and understand this policy and procedures and the Child Safeguarding Statement and it will be part of a new staff member’s induction training. Clarification on any point may be sought from the Designated Liaison Person or Manager.

Our Statutory Obligations

One of the main objectives of the Children First Act 2015 is to ensure that our Service keeps children safe from harm while availing our Service. We will prevent, as far as practicable, deliberate harm or abuse to the children availing of our services. While it is not possible to remove all risk, from our Service, we have put in place policies and procedures to manage and reduce risk to the greatest possible extent.

The Act places specific obligations on us including the requirement to:

- Keep children **safe from harm** while they are using our Service.
- Carry out a **risk assessment** to identify whether a child or young person could be harmed while receiving our services.
- Develop a **Child Safeguarding Statement** that outlines the policies and procedures which are in place to manage the risks that have been identified. See *Child Safeguarding Statement*
- Appoint a **relevant person** to be the first point of contact in respect of our Child Safeguarding Statement. See *APPENDIX 7*

As part of the policy, our Service will:

- Appoint both a Designated Liaison Person (DLP) for dealing with child protection concerns and a Deputy Liaison Person.
- Provide induction training on the Child and Adult Protection Policy to all staff and students and ensure that they understand their obligations as a ‘Mandated Person’ under the Children First Act 2015.

Young Explorers' Club Policies & Procedures January 2020

- Maintain a list of persons in the Service who are Mandated Persons under the Children First Act 2015. see *APPENDIX 8*
- Ensure that all staff attend child protection training as appropriate.
- Provide supervision and support for staff and students in contact with children.
- Share information about the Child and Adult Protection Policy with families.
- Ensure this policy will be shared with parents/guardians on enrolment to our Service.
- Work and co-operate with the relevant statutory agencies as required.

The Designated Liaison Person:

We will at all times have an appointed Designated Liaison Person and a Deputy Liaison Person in the event of the Designated Liaison Person being unavailable.

We have appointed a Designated Liaison Person and a Deputy Designated Liaison Person. Their details and contact details are displayed on the parents/guardians' board.

The Role of the Designated Liaison Persons is to:

- Establish contact with the Duty Social Worker responsible for child protection in the Service's catchment area and ensure that the Service's Child Protection Policy and procedures are followed where **Criteria for Reporting: Definitions and Thresholds are reached, or Reasonable Grounds for Concern** exist about individual children.
- Be accessible to all staff.
- Ensure that they are knowledgeable about child protection and welfare and that they undertake any training considered necessary to keep updated on new developments.
- Ensure the Child and Adult Protection Policy and Procedures of the Service are followed.
- Be responsible, as a Mandated Person, for reporting concerns about the protection and welfare of children to TUSLA – Child and Family Agency or An Garda Síochána.

Young Explorers' Club Policies & Procedures January 2020

- Ensure the appropriate information is included in the report to the Child and Family Agency and that the report is submitted in writing (under confidential cover) using the Standard Reporting Form *See Appendix 1.*
- To liaise with Tusla, the Child and Family Agency, An Garda Síochána and other agencies as appropriate [the Mandated Person who has a concern and makes a report also has a responsibility to liaise with the agencies as required]
- To provide information and advice on child protection and training within the Service.
- Keep relevant people within the Service informed of relevant issues, whilst maintain confidentiality.
- Ensure that an individual case record is maintained of the action taken by the Service, the liaison with other agencies and the outcome.
- Maintain a central log or record of all child protection and welfare concerns in the Service.
- Ensure appropriate information is available at the time of referral and that the referral is confirmed in writing, under confidential cover.

Mandated Persons

Children First 2017: Chapter 3 and Appendix 2 refers.

All childcare staff are 'Mandated Persons' under The Children First Act 2015.

The Children First Act 2015 places a legal obligation on certain people, to report child protection concerns at or above a defined threshold to Tusla - Child and Family Agency. These Mandated Persons must also assist Tusla, on request, in its assessment of child protection concerns about children who have been the subject of a mandated report.

Mandated Persons are people who have contact with children and/or families and who, because of their qualifications, training and/or employment role, are in a key position to help protect children from harm. Mandated Persons include professionals working with children in early years settings.

Mandated Persons have two main legal obligations under the Children First Act 2015.

These are:

1. To report the harm of children above a defined threshold to Tusla;
2. To assist Tusla, if requested, in assessing a concern which has been the subject of a mandated report.

See APPENDIX 5 Mandated Persons Responsibilities (Children First Act 2015)

See APPENDIX 8 List of Mandated Persons in Our Service

IMPORTANT NOTE

It is important to note that the statutory obligation of Mandated Persons to report under the Children First Act 2015 must be discharged by the Mandated Person and cannot be discharged by the Designated Liaison Person on their behalf. Within our setting the DLP's will also fulfil the role of Mandated Persons. This means that if, the Designated Liaison Person is made aware of a concern about a child that meets or exceeds the thresholds of harm for mandated reporting, they have a statutory obligation to make a report to Tusla arising from their position as a Mandated Person.

While Mandated Persons have statutory obligations to report mandated concerns, they may make a report jointly with another person, whether the other person is a Mandated Person or not. In effect, this means that a Mandated Person can make a joint report with a Designated Liaison Person.

Criteria for Reporting: Definitions and Thresholds

Chapter 3 Page 20 Children First – National Guidance for the Protection and Welfare of Children (2017).

Mandated Persons within our setting are required to report any knowledge, belief or reasonable suspicion that a child has been harmed, is being harmed, or is at risk of being harmed. The Act defines harm as assault, ill-treatment, neglect or sexual abuse and covers single and multiple instances. The four types of abuse are described in APPENDIX 2. The threshold of harm for each category of abuse at which Mandated Persons have a **legal** obligation to report concerns is outlined below.

NEGLECT: Neglect is defined as 'to deprive a child of adequate food, warmth, clothing, hygiene, supervision, safety or medical care'. The threshold of harm, which must be reported to Tusla under the Children First Act 2015, is reached when you know, believe or have reasonable grounds to suspect that a child's needs have been neglected, are being neglected, or are at risk of being neglected to the point where **the child's health, development or welfare have been or are being seriously affected, or are likely to be seriously affected.**

EMOTIONAL ABUSE/ILL-TREATMENT: Ill-treatment is defined as 'to abandon or cruelly treat the child, or to cause or procure or allow the child to be abandoned or cruelly treated'. Emotional abuse is covered in the definition of ill-treatment used in the Children First Act 2015. The threshold of harm, which must be reported to Tusla under the Children First Act 2015, is reached when it is known, believed or there are reasonable grounds to suspect that a child has been, is being, or is at risk of being ill-treated to the point where **the child's health, development or welfare have been or are being seriously affected, or are likely to be seriously affected.**

PHYSICAL ABUSE: Physical abuse is covered in the references to assault in the Children First Act 2015. The threshold of harm, which must be reported to Tusla under the Children First Act 2015, is reached when it is known, believed or there are reasonable grounds to suspect that a child has been, is being, or is at risk of being assaulted and that as a result **the child's health, development or welfare have been or are being seriously affected, or are likely to be seriously affected.**

SEXUAL ABUSE: A Mandated Person knows, believes or has reasonable grounds to suspect that a child has been, is being, or is at risk of being sexually abused, then this must report this to Tusla under the Children First Act 2015. Sexual abuse to be reported under the Children First Act 2015 [as amended by section 55 of the Criminal Law (Sexual Offences) Act 2017] is defined as an offence against the child, as listed in Schedule 3 of the Children First Act 2015. A full list of relevant offences against the child which are considered sexual abuse is set out in ***Appendix 3 of Children First (2017).***

As all sexual abuse falls within the category of **seriously affecting a child's health, welfare or development**, all concerns about sexual abuse must be submitted as a mandated report to Tusla. There is one exception, which deals with certain consensual sexual activity between teenagers, which is outlined on **page 23 Children First (2017)**.

The service endorses that the **Children First (2017) Guidelines** advise that the ability to recognise child abuse depends as much on a person's willingness to accept the possibility of its existence as it does on knowledge and information. It is important to note that child abuse is not always readily visible.

Reasonable Grounds for Concern

Chapter 2, Page 06 Children First (2017)

The DLPs or Mandated Persons should always inform Tusla when they have **reasonable grounds for concern** that a child may have been, is being, or is at risk of being abused or neglected. We understand that if this is neglected or ignored, it could result in on-going harm to the child. We understand that it is not necessary for us to prove that abuse has occurred to report a concern to Tusla. All that is required of us is that we have **reasonable grounds for concern**. It is Tusla's role to assess concerns that are reported to it.

Reasonable grounds for a child protection or welfare concern include:

- Evidence, for example an injury or behaviour, that is consistent with abuse and is unlikely to have been caused in any other way.
- Any concern about possible sexual abuse.
- Consistent signs that a child is suffering from emotional or physical neglect.
- A child saying or indicating by other means that he or she has been abused.
- Admission or indication by an adult or a child of an alleged abuse they committed.
- An account from a person who saw the child being abused.

Young Explorers' Club Policies & Procedures January 2020

The guiding principles on reporting child abuse or neglect may be summarised as follows:

1. The safety and well-being of the child must take priority over concerns about adults against whom an allegation may be made.
2. Reports of concerns should be made without delay to Tusla.

Recognising Concerns:

Staff and students may at times be concerned about the general welfare and development of children they work with and they can discuss any concerns with their Manager and/ Designated Liaison Person at any time.

All staff and students should be familiar with the definitions of abuse and the signs and symptoms of abuse as outlined in *Children's First* (2017)

See *APPENDIX 2: TYPES OF CHILD ABUSE AND HOW THEY MAY BE RECOGNISED*

Disclosures of Abuse from a Child

If a mandated person, within our setting receives a disclosure of harm from a child, which is above the thresholds set out in **Criteria for Reporting: Definitions and Thresholds** they must make a mandated report of the concern to Tusla. **They are not required to judge the truth of the claims or the credibility of the child.** If the concern does not meet the threshold to be reported as a mandated concern the mandated person should report it to Tusla as a *reasonable concern*.

It is our duty within this setting to report any disclosure even if there is a reluctance to do so for a number of reasons, for example the child may say that they do not want the disclosure to be reported. However, we inform Tusla of all risks to children above the threshold, as the removal of a risk to one child does not necessarily mean that there are no other children at risk. The information contained in a disclosure may be critical to Tusla's assessment of risk to another child either now or in the future.

Professionals within our setting will deal with disclosures of abuse sensitively and professionally.

Young Explorers' Club Policies & Procedures January 2020

The following approach is suggested as best practice for dealing with these disclosures.

- React calmly.
- Listen carefully and attentively.
- Take the child seriously.
- Reassure the child that they have taken the right action in talking to you.
- Do not promise to keep anything secret.
- Ask questions for clarification only. Do not ask leading questions.
- Check back with the child that what you have heard is correct and understood.
- Do not express any opinions about the alleged abuser.
- Ensure that the child understands the procedures that will follow.
- Make a written record of the conversation as soon as possible, in as much detail as possible.
- Treat the information confidentially, subject to the requirements of Children First (2017) and legislation.

On-going Support:

Following a disclosure by a child, it is important that staff continue in a supportive relationship with the child. Disclosure is a huge step for many children.

Staff should continue to offer support, particularly through:

- Maintaining a positive relationship with the child.
- Keeping lines of communication open by listening carefully to the child.
- Continue to include the child in the usual activities.
- Any further disclosure should be treated as a first disclosure and responded to as in Reporting Procedures in this policy.

Procedure when a referral is not made to the Child and Family Agency:

A suspicion which is not identified by Criteria for Reporting: Definitions and Thresholds or Reasonable Grounds for Concern.

- In this case, the concern and any informal consultation will be documented and kept confidentially and securely.

Young Explorers' Club Policies & Procedures January 2020

- The DLP will inform the member of staff or student who raised the concern that it is not being referred in writing, indicating the reasons. The DLP will advise the individual that they may make a report themselves **see Mandated Persons and Making a Mandated Report**. The provision of the *Protection for Persons Reporting Child Abuse Act, 1998* will apply.
- Persons reporting suspected child abuse or neglect should not interview the child or the child's parents/guardians in any detail about the alleged abuse. This may be more appropriately carried out by the TUSLA Duty Social Worker or An Garda Síochána.
- If staff, students or volunteers have any concerns these should be discussed immediately with the Designated Liaison Person.

Making a Mandated Report

Chapter 3, Page 24 Children First (2017)

Section 14 of the Children First Act 2015 requires Mandated Persons to report a mandated concern to Tusla 'as soon as practicable'.

Mandated Persons will:

- Submit a report of a mandated concern to Tusla using the required report form, on which they should indicate that they are a Mandated Person and that their report is about a mandated concern.
- Include as much relevant information as possible in the report as this will aid effective and early intervention for the child and may reduce the likelihood of Tusla needing to contact the Mandated Person for further information. The report form and contact details on the Tusla website (www.tusla.ie). *See also APPENDICIES 1 and 4*
- Post or submit electronically the mandated report form to Tusla.
- Not report the same concern more than once. However, if the Mandated Person becomes aware of any additional information, a further report should be made to Tusla. In addition, Mandated Persons are not required to make a report where the sole basis for their knowledge, belief or suspicion of harm is as a result of becoming aware that another Mandated Person has made a report to Tusla about the child.

NOTE

If the concern may require urgent intervention to make the child safe, section 14(7) of the Children First Act 2015 allows the Mandated Person to alert Tusla of the concern in advance of submitting a written report. The Mandated Person must then submit a mandated report to Tusla on the report form within three days.

A Mandated Person who makes a report to an authorised person is protected from civil liability under the Protections for Persons Reporting Child Abuse Act 1998.

Details on how Tusla deals with concerns received can be found in *Chapter 5 of Children First (2017)*

Under no circumstances should a child be left in a situation that exposes him or her to harm or risk of harm pending intervention by Tusla. If it is thought the child is in immediate danger and the Mandated Person cannot contact Tusla, the Mandated Person should contact the Gardaí.

Informing the Family That a Report is Being Made

Chapter 3, Page 25 Children First (2017)

The Children First Act 2015 does not require the Mandated Person to inform the family that a report under the legislation is being made to Tusla. However, it is good practice to tell the family that a report is being made and the reasons for the decision.

It is not necessary to inform the family that a report is being made if by doing so the child will be placed at further risk or where the family's knowledge of the report could impair Tusla's ability to carry out a risk assessment. Also, the family do not need to be informed if by doing so it may place staff in the Service at risk of harm from the family.

Consequences of Non-reporting

Chapter 3, Page 2 Children First (2017)

The Children First Act 2015 does not impose criminal sanctions on Mandated Persons who fail to make a report to Tusla. However, all staff should be aware that there are possible consequences for a failure to report. There are a number of administrative

Young Explorers' Club Policies & Procedures January 2020

actions that Tusla could take if, after an investigation, it emerges that Mandated Persons did not make a mandated report and a child was subsequently left at risk or harmed.

The Criminal Justice (Withholding of Information on Offences Against Children and Vulnerable Persons) Act 2012 requires that any person who has information about a serious offence against a child, which may result in charges or prosecution, must report this to An Garda Síochána. Failure to report under the Act is a criminal offence under that legislation. This obligation is **in addition to** any obligations under the Children First Act 2015.

NOTE: Failure to report a child protection concern may invoke the Disciplinary Policy of this Service.

A concern could come to attention in a number of ways:

- A child tells or indicates that he/ she is being abused. This is called a disclosure.
- An admission or indication from alleged abuser.
- A concern about a potential risk to children posed by a specific person, even if the children are unidentifiable.
- Information from someone who saw the child being abused.
- Evidence of an injury or behaviour that is consistent with abuse and unlikely to be caused in any other way.
- Consistent indication over a period of time that a child is suffering from physical or emotional neglect.
- An injury or behaviour which is consistent with abuse, but an innocent explanation is given.
- Concern about the behaviour or practice of a colleague.

NOTE: All personnel are expected to consult *Children First 2017 [Chapter 2, Page 07 Children First (2017)]* and the *Child Protection and Welfare Practice Handbook* for detailed information on the signs and symptoms of abuse. See **APPENDIX 2: TYPES OF CHILD ABUSE AND HOW THEY MAY BE RECOGNISED**

The Reporting Procedure:

Any member of staff who has a concern about a child in the Service currently being abused, abused in the past, or likely to be at risk of abuse, is obliged to verbally relay their concern to the Designated Liaison Person as a matter of urgency. **See Criteria for Reporting: Definitions and Thresholds.**

1. Mandated staff who have a concern should record in writing what the child has said, including as far as possible, the exact words utilised by the child.
2. The mandated staff must inform the Designated Liaison Person.
3. Details must be recorded by mandated staff on the TUSLA Standard Reporting Form, which is in the Forms Folder in the Office, which must then be signed by the person making the report. *See Appendix 1: Standard Reporting Form* or <http://www.tusla.ie/services/child-protection-welfare/publications-and-forms>

Making a Mandated Report

4. Unless it would put the child at further risk to do so, the **Designated Liaison Person or Manager** will make every effort to contact the parents/guardians to discuss the concern made by the child. A written record will be kept of this meeting with the parents/guardians.
5. The Designated Liaison Person will examine the **Criteria for Reporting: Definitions and Thresholds** or determine if **Reasonable Grounds for Concern** are present. ***Remember Mandated Persons should be aware that the legal obligations under the Children First Act 2015 to report mandated concerns rest with the Mandated Person and not with the Designated Liaison Person.***
6. Immediate action must be taken to protect the child in question and indeed any other children who may be considered at 'risk'.
7. A child will never be interviewed regarding the concern by any staff. However, all comments made by the child will be noted.
8. Allegations against staff will be dealt with separately and the disciplinary procedure will be followed as necessary.
9. In cases of emergency, where a child is deemed to be at immediate and serious risk and a Duty Social worker is unavailable, An Garda Síochána should be contacted. **Under no circumstances should a child be left in a dangerous situation pending TUSLA intervention.**

10. The Service will take care to ensure that actions taken by them do not undermine or frustrate any investigations being conducted by TUSLA or An Garda Síochána. Close liaisons will be maintained with these authorities to achieve this.
11. Where there are reasonable grounds a report should be made to TUSLA. **See Making a Mandated Report.** Each area has a social worker on duty for a certain number of hours each day. The duty social worker is available to meet with, or talk on the telephone, to persons wishing to report child protection concerns. The Duty Social Worker will assess the information available. *See APPENDIX 4: Contact Details.*
12. Once a report is submitted, the duty social worker may need to speak with the person who had the initial concern.
13. In the event that the Designated Liaison Person makes a decision not to report to TUSLA, full details of the decision must be recorded including the reasons for not reporting plus any action taken. This report should be stored as confidential by the Designated Liaison Person in the child's records and kept by the service in a secure place. ***Remember a Mandated Person should be aware that the legal obligations under the Children First Act 2015 to report mandated concerns rest with the Mandated Person and not with the Designated Liaison Person.***
14. Allegations or concerns should not be investigated by the Designated Liaison Person or a staff member but passed on to TUSLA /Garda to follow through.

Dealing with a Retrospective Disclosure by an Adult of Abuse as a Child:

Chapter 3, Page 23 Children First (2017)

Some adults may disclose abuse that took place during their childhood. Such disclosures may come to light when an adult attend counselling or is being treated for a psychiatric or health problem.

The reporting requirements under the Children First Act 2015 apply only to information that Mandated Persons, who received or became aware of since the Act came into force, whether the harm occurred before or after that point. However, if they have a reasonable concern about past abuse, where information came to their attention before the Act and there is a possible continuing risk to children, they should report it to Tusla under ***Children First (2017) Guidance.***

Young Explorers' Club Policies & Procedures January 2020

The Data Protection Acts of 1988 and 2003, and the 2016 General Data Protection Regulation (GDPR) do not prevent the sharing of information on a reasonable and proportionate basis for the purposes of child protection. Tusla has the authority to share information concerning a child who is the subject of a risk assessment with a Mandated Person who has been asked to provide assistance. Tusla must only share what is necessary and proportionate in the circumstances of each individual case. Information that Tusla shares with the Mandated Person, if assisting it to carry out an assessment, must not be shared with a third party, unless Tusla considers it appropriate and authorises in writing that the information may be shared.

Section 17 of the Children First Act 2015 makes it an offence to disclose information to a third party which has been shared by Tusla during the course of an assessment, unless Tusla has given written authorisation to do so. Failure to comply with this section, may result in liability of a fine or imprisonment for up to six months or both. This offence can also be applied to an organisation. *Chapter 3, Page 27 Children First (2017)*

Within our setting:

- Confidentiality is of the utmost importance and extends to all areas of our Service. Confidentiality is about treating sensitive information that arises in a trusting relationship and doing so in a manner that is respectful, professional and purposeful.
- It is our policy to keep all personal information about our children, families, and staff private. Confidential and personal information about our children/parents/guardians will only be shared by the Manager and Designated Liaison Person in relation to child safety, in line with this Child Protection Policy. Any breach of confidentiality by any member of staff will lead to disciplinary action. (For further information see our Confidentiality Policy).

Allegations Against Staff:

As the Manager is the Designated Liaison Person another person should deal with the HR investigation. It is required to separate these issues and manage them independently. Therefore, the Manager will outsource this function to somebody with expertise outside the Service. This allows the Manager to deal with TUSLA and the

child's family or where the Manager is not the DLP as the Manager will deal with the child's family and Tusla the HR investigation will be escalated to the Board of Directors who may outsource this function externally.

Policy and Procedure on Response to Allegations of Abuse against Employees, Volunteers and Students:

Child Protection is about promoting the welfare of children who attend a Child Care service/school. To this end it also encompasses the monitoring of professional practice within an organisation.

An organisation has a legal and moral responsibility to respond to any allegation of abuse either verbal or physical of a child by a member of staff, student or volunteer.

This procedure is in line with the guidance given in *Children First (2017)*

Response to allegations of abuse against employees, volunteers, students

Allegations of abuse may be made against adults working with children, employees, volunteers, students and child-minders. The following guidelines should be followed in the event of such an allegation of abuse against an employee during the execution of that employee's duties or where information about an employee in relation to a situation outside of the work context is reported.

Our first duty of care in this situation is to the child and our first priority is to ensure that no child is exposed to unnecessary risk.

- If an allegation is made against an employee or other person working within the Service to another employee or other person, they must inform the Designated Liaison Persons verbally and simultaneously record what they have been told or what they may have observed. Action taken in reporting an allegation of child abuse against an employee should be based on an opinion formed reasonably and in good faith.
- The details of this concern must be recorded on the Standard Reporting Form, which is in the Forms Folder in the Office, which must then be signed by the person

Young Explorers' Club Policies & Procedures January 2020

making the report and they will be reminded of the need for confidentiality in this matter.

- The Manager will inform the member of staff that an allegation has been made against them. The disciplinary procedure for staff will be followed in this instance.

The Manager must privately inform the employee, about whom the allegation is made, of the following:

- The fact that an allegation has been made against him/her
- The nature of the allegation
- The employee should be afforded an opportunity to respond. The Manager should note the response and pass on this information when making a formal report to TUSLA.
- The employee should also be informed of their right to an adjournment of the meeting until such time as they can seek appropriate representation. The action will be guided by the agreed procedures (Disciplinary Procedure), the applicable employment contract and the rules of natural justice. While adhering to the principle of natural justice enshrined within our constitution in relation to the rights of the accused, the vulnerability of the alleged victim must be foremost in our mind, therefore any postponement must be afforded within a reasonable time frame that is 24 hours.
- The parents/guardians of the alleged victim must be informed immediately by the Designated Liaison Person.
- The name or any identifying information of the reporting adult would generally be given to the staff member or worker against whom the allegation has been made by the Manager. There may be exceptional circumstances pending TUSLA advice or consultation, where this may not be the case.
- When an allegation is received it will be assessed promptly and carefully.
- The Manager may then ask the member of staff who the allegation has been made against to leave the premises immediately and they will be suspended on full pay until the matter has been fully investigated.
- However, all allegations may not require a worker to be sent home i.e. allegations of poor practice where increased levels of supervision may be sufficient until matter

Young Explorers' Club Policies & Procedures January 2020

is sorted out. Poor practice will be dealt with under the Disciplinary Procedure as necessary.

- At this point in the process it will be necessary to decide whether a formal report should be made to TUSLA – this decision should be based on ***reasonable grounds for concern***.
- If it is felt that there are grounds for concern all matters relating to the allegations, it should be reported to the Duty Social Worker.
- At this point the Disciplinary Procedure will be invoked. This will be a separate process and will be overseen by the Manager, who may outsource this function, not the Designated Liaison Person.
- Should a staff member, following the investigation, be re-instated with no disciplinary action this should be taken as evidence that no blame/fault/suspicion attaches to them.
- Where the complaint is not upheld, management should ensure that the reputation and career prospects of the staff member concerned are not adversely affected by reason of the complaint having been brought against him/her. The staff member (who had the allegation made against them) should be offered counselling and any other support necessary to restore his/her confidence and morale.
- The staff member who made the complaint should be reassured that management appreciates that the complaint was made in good faith. If required management will ensure that the staff member receives support e.g. external counselling, if requested or warranted.

Parents/Guardians and Allegations of Abuse or Neglect against Employees:

- Parents/guardians have the right to contact the Tusla to report an allegation of abuse or neglect about the employee or Service.
- Parents/guardians of children who are named in an allegation of abuse or neglect will be kept informed of actions planned and taken, having regard to the rights of others concerned.
- If there is any concern that a child may have been harmed, their parents/guardians will be informed immediately.

Record Keeping:

- The Service will conform to the provisions of the Data Protection Act 1988 -2018 plus any future amendments.
- Under the Child Care Act 1991 (Early Years Services) Regulations 2016, accurate and up to date records in relation to children, staff and service provision must be kept. The Early Years Inspectorate will have access to files for inspection purposes.
- Parents/guardians may have access to the files and records of their own children on request but may not have access to information about any other child.
- Only employees involved with a particular child should have access to confidential files and will be used to inform staff on how best to meet the needs of the child.
- Records are stored in compliance with the Child Care Act 1991 (Early Years Services) Regulations 2016.
- Where there are child protection or welfare concerns, observations/ records will be kept on an on-going basis and information shared with Tusla as appropriate.
- These will be stored securely
- Procedures are in place for archiving records.
- All records are managed in line with our Data Protection Policy.
- We aim to ensure that all records are factual and written impartially.
- The Service will only share information with other professionals or agencies, with consent from parents/guardians or without their consent in terms of legal responsibility in relation to a Child Protection issue.
- Records or reports should not be altered or adjusted, if there are new developments then a new record of this information should be completed.

(For further information see our policies on Observations, Record Keeping and Data Protection)

Code of Behaviour for Staff:

For the protection of staff, volunteers and children this code of behaviour has been introduced provide clarity on what is expected and what is not accepted, with respect to their behaviour as recommended in *Our Duty to Care*. Our code of behaviour is kept under regular review.

Young Explorers' Club Policies & Procedures January 2020

- We recognise that children have an equal right to our service provision in line with the *Equal Status Act* and the *National Disability Strategy*.
- Staff should be sensitive to the risks involved in participating in contact sports or other activities.
- While physical contact is a valid way of comforting, reassuring and showing concern for children, it should only take place when it is acceptable to all persons concerned.
- Staff should never physically punish or be in any way verbally abusive to a child, nor should they even tell jokes of a sexual nature in the presence of children.
- Staff should be sensitive to the possibility of developing favouritism or becoming over involved or spending a lot of time with any one child.
- Children should be encouraged to report cases of bullying to either a designated person, or a worker of their choice. Complaints must be brought to the attention of management.
- It is recommended that Child Care services develop a positive attitude amongst workers and children that respects the personal space, safety and privacy of individuals.
- It is not recommended that staff give lifts in their cars to individual children, especially for long journeys.

(This code has been adapted from Our Duty to Care Fact sheet 1)

Visitors/Students:

All Visitors to the Service must check in by signing the Visitor's book

Visitors - including inspectors, contractors, students etc. should never be left alone with the children. If they are going to address the children, it is incumbent upon the Management to check their credentials and to ensure that the content of the address is appropriate.

All students will be carefully supervised and monitored by the Manager. Secondary school pupils who come to the service for 'work experience' will also be carefully supervised and monitored and must not be left alone with the children.

Young Explorers' Club Policies & Procedures January 2020

We are committed to:

- Valuing and respecting all children as individuals.
- Listening to children.
- Involving children in decision making s appropriate.
- Encouraging children to express themselves.
- Working in partnership with parents/guardians.
- Promoting Positive Behaviour.
- Valuing differences.
- Implementing and adhering to all relevant policies to keep children safe.

Working in a safe environment – Protection of Adults and Children

Management will ensure a safe environment exists for staff and children by monitoring that all staff:

- Follow toileting and nappy changing procedures (*For further information see Nappy Changing/Toileting Policies*).
- Are listened to and any concerns expressed about unacceptable practice or behaviour of colleagues are followed up by management.
- Are supported when dealing with challenging behaviour of children and staff understand and follow positive behaviour management strategies.

(*For further information see Managing Behaviour Policy*).

Staff Ratios:

The adult/child ratios are governed by the Child Care Act 1991 (Early Years Services) Regulations 2016. The Service will follow the adult/child ratios as defined in the below Regulations.

SERVICE:	AGE:	ADULT/CHILD RATIO:
FULL DAY CARE PART TIME	1 – 2 Years 2 – 3 Years 3 – 6 Years	1:5 1:6 1:8
ECCE	Ratio will return to Full day care ratios when ECCE session is over	1: 11
A child attending on full day care basis avails of an ECCE scheme once a day only.		
At least 2 adults are on the premises at all times.		

Note:

If mixed age groupings are accommodated in the same room, the ratio is applied in line with the age of each child and the type of service being availed of by each child.

The Code of Behaviour is given to all staff, students and volunteers at induction and it is expected that all staff, students and volunteers are familiar with the code and they will raise any questions arising with the Manager.

All employees have a duty to adhere to the Code of Behaviour and to bring breaches of the code to the attention of the Manager. Breaches of the Code of Behaviour are dealt with through the disciplinary procedure.

Recruitment and Selection Procedure:

The Service carries out a comprehensive and detailed recruitment procedure in order to protect our children attending the Service.

All applicants should be made aware and reminded throughout the recruitment period that their application and the follow up process of recruitment will be dealt with in the strictest of confidence. The information supplied by the applicant and any other information supplied on their behalf should only be seen by persons directly involved in the recruitment procedure.

Applicants will receive a clear job description and information on the Service. Additional information, including a copy of the Service's Child Protection Policy should also be supplied to each applicant.

(For further information see our Recruitment Policy)

Personnel File:

An up to date and accurate personnel file is kept for each member of staff that includes the following records:

- Proof of identity and that the person is over 18 years of age.
- Proof of satisfactory Garda Vetting.

Young Explorers' Club Policies & Procedures January 2020

- Two validated references, including a reference from the most recent place of employment.
- Verification of qualifications.
- Investigation of any gaps of employment.

Induction:

- As part of the induction process, all new management, staff, volunteers and students will be briefed on all the elements of the Child Protection and Welfare Policy including the ethos of the Service, child centred practice and the Code of Behaviour, within the first week of employment.
- All management, staff, volunteers and students will be required to commit to and abide by the Child and Adult Protection Policy. They are required to confirm that they have read and understand the Child and Adult Protection Policy with their signature and a record will be kept on file.
- The Code of Behaviour is given to all management staff, students and volunteers at induction and it is expected that all staff, students and volunteers are familiar with the code and they will raise any questions arising with the Manager.

Staff Supervision and Support:

- Regular supervision and support are available to staff and volunteers, through one to one meetings or group meetings.
- Staff will be supported while dealing with a child protection concern and outside support will be sought where necessary, the costs of this will be borne by the Service.

Garda Vetting:

In accordance with the Child Care Act 1991 (Early Years Services) Regulations 2016 we will ensure that all staff members are Garda vetted. Our policy is that Garda vetting will be completed **prior to starting work at the service for employees** working directly with children. Repeat Garda vetting may be completed at any time during a contract of employment and will be completed at three-year intervals and records will be held for 5 years.

(See the Garda Vetting Policy for further information).

Partnership with Parents/Guardians:

The Service recognises the importance of working with parents/guardians. It has an “open door” policy where families are always welcome but where the needs of all of the children in our care are always the first priority. Parents/guardians will be made feel welcome and regular exchange of information with parents/guardians and staff will enable a two-way process of support.

Parents/guardians will be made aware of any observations, records and notes kept by us about their children including patterns of behaviour, conversations and any injuries/bruising they may have upon arrival to the Service.

All records will be made available upon request and are kept confidentially and securely.

All parents/guardians will be made aware of our policies and procedures.

(For further information see our Partnership with Parents/Guardians Policy)

Complaints:

- Our children/staff/parents/guardians have the right to voice their opinions and concerns. It is our policy to welcome all suggestions, comments and complaints in relation to our Service. Any comments or suggestions can be made to any member of staff. We will give careful attention and prompt and courteous response to any suggestions, comments or complaints.

(For further information see our Complaints Policy).

- If a complaint involves a child protection concern, the reporting procedure will be followed in line with this Child Protection Policy.

Management of Day Trips/Outings: Does the Service go on outings?

The Service aims to provide children with a varied and wide experience and from time to time may organise day trips/outings. It is our policy to ensure the safety and well-being of children during these activities through planning, risk assessment, management and supervision of the activity. In managing and planning these activities we:

- Inform parents/guardians of the proposed outing, method of travel and supervision.
- Seek written consent from the parents/guardians – children will not be able to participate in the activity unless this has been obtained.
- Ensure adequate number of personnel are present and that the children are supervised at all times.
- Ensure that the person in charge has access to a mobile in case of an emergency.
- A risk assessment of the venue or facility will be carried out and reviewed annually.
- Ensure that adequate insurance is in place for the outing.
- Ensure staff are familiar with emergency procedures.
- Ensure that the method of transport complies with relevant safety requirements and insurance.
- Ensure that the appropriate staff/child ratios are maintained in line with the Child Care Act 1991 (Early Years Services) Regulations 2016 and the risk assessment.
- Where appropriate, parents/guardians may be invited to accompany their children on the outing.
- Emergency contact details for all children will be brought on the trip.
- Safety measures such as: frequent head counts/ roll calls and name tags will be used.
- A first aid box will be brought and a qualified first aider will be present.
- The Service does its utmost to minimise risk and ensure safety at all times. However, it is important that staff are prepared for any emergencies that may arise.

(see Outings and Missing Child Policies)

Accidents and Incidents:

The Safety, Health & Welfare at Work Act, 2005 and Child Care Act 1991 (Early Years Services) Regulations 2016, are the governing legislation.

It is our policy to promote the health, wellbeing and personal safety of all our children and staff through developing and regularly reviewing accident prevention procedures and fire safety. Although we adhere to all safety precautions and follow TUSLA guidelines, accidents can occur.

(For further information see our Accidents and Incidents Policy)

Social Media, Social Networking and Blogging:

- Personal blogs should have clear disclaimers that the views expressed by the author in the blog is the author's alone and do not represent the views of the Service. Blogs should be clear and written in first person. It should be made clear that the writer is speaking for themselves and not on behalf of the Service.
- Information published on blog(s) should comply with our confidentiality policy. This also applies to comments posted on other blogs, forums, and social networking sites.
- Be respectful to the Service, management, other employees, customers, partners, and competitors.
- Staff may not use social networking sites to befriend parents/guardians whose children attend the Service or to exchange any information about the Service or children attending the Service.
- Social media activities should not interfere with work commitments.
Refer to Internet and Email Usage Policy.
- A staff member's online presence may reflect the Service.
- A staff member must not publish any information regarding any child, family or colleague.
- Respect copyright laws, and reference or cite sources appropriately. Plagiarism applies online as well.
- Service logos and trademarks may not be used.

Note: Social Networking websites includes a range of websites such as - Facebook, YouTube, and Twitter etc.

Under no circumstances should a child be left in a situation that exposes him or her to harm or risk of harm pending intervention by Tusla. If it is thought that the child is in immediate danger and Tusla cannot be contacted, the Gardaí should be contacted.

Any breach of this policy may invoke the disciplinary policy.

This Child and Adult Protection Policy may be updated from time to time either from within or in line with legislation.

CHILD PROTECTION POLICY APPENDICES:

APPENDIX 1: STANDARD REPORTING FORM

APPENDIX 2: TYPES OF CHILD ABUSE AND HOW THEY MAY BE RECOGNISED

APPENDIX 3: THE U.N. CONVENTION ON THE RIGHTS OF THE CHILD (1989)

APPENDIX 4: DUTY SOCIAL WORKER AND LOCAL GARDA CONTACT INFORMATION


APPENDIX 5: MANDATED PERSONS RESPONSIBILITIES

APPENDIX 6: REASONABLE GROUNDS FOR CONCERN

APPENDIX 7: REPORTING PROCEDURES

APPENDIX 8: LIST OF MANDATED PERSONS IN OUR SERVICE

APPENDIX 1: STANDARD REPORTING FORM



An Glasraibíneacht na hÉireann
Local agencies in English
Child and Family Agency

Child Protection and Welfare Report Form

MANDATED PERSONS AND NON MANDATED PERSONS
(Children First Act 2015 & Children First National Guidance)

**Use block letters when filling out this form.
Fields marked with an * are mandatory.**

1. Tusla Area (this is where the child resides)*

2. Date of Report*

3. Details of Child

First Name*	<input style="width: 95%;" type="text"/>	Surname*	<input style="width: 95%;" type="text"/>
Male*	<input type="checkbox"/>	Female*	<input type="checkbox"/>
Address*	<input style="width: 95%;" type="text"/>	Date of Birth*	<input style="width: 95%;" type="text"/>
		Estimated Age*	<input style="width: 95%;" type="text"/>
		School Name	<input style="width: 95%;" type="text"/>
		School Address	<input style="width: 95%;" type="text"/>
Eircode	<input style="width: 95%;" type="text"/>		

4. Details of Concerns*

Please complete the following section with as much detail about the specific child protection or welfare concern or allegation as possible. Include dates, times, incident details and names of anyone who observed any incident. Please include the parents and child's view, if known. Please attach additional sheets, if necessary

Please see 'Tusla Children First – A Guide for the Reporting of Child Protection and Welfare Concerns' for additional assistance on the steps to consider in making a report to Tusla

5. Type of Concern

Child Welfare Concern	<input type="checkbox"/>		
Emotional Abuse	<input type="checkbox"/>	Physical Abuse	<input type="checkbox"/>
Neglect	<input type="checkbox"/>	Sexual Abuse	<input type="checkbox"/>

6. Details of Reporter

First Name	<input style="width: 95%;" type="text"/>	Surname	<input style="width: 95%;" type="text"/>
Address if reporting in a professional capacity, please use your professional address	<input style="width: 95%;" type="text"/>	Organisation	<input style="width: 95%;" type="text"/>
		Position Held	<input style="width: 95%;" type="text"/>
		Mobile No.	<input style="width: 95%;" type="text"/>
		Telephone No.	<input style="width: 95%;" type="text"/>
Eircode	<input style="width: 95%;" type="text"/>	Email Address	<input style="width: 95%;" type="text"/>



Child Protection and Welfare Report Form

*MANDATED PERSONS AND NON MANDATED PERSONS
(Children First Act 2015 & Children First National Guidance)*

Is this a Mandated Report made under Sec 14, Children First Act 2015?*	Yes	<input type="checkbox"/>	No	<input type="checkbox"/>
Mandated Person's Type				

7. Details of Other Persons Where a Joint Report is Being Made

First Name		Surname	
Address if reporting in a professional capacity, please use your professional address		Organisation	
		Position Held	
		Mobile No.	
		Telephone No.	
Eircode		Email Address	

First Name		Surname	
Address if reporting in a professional capacity, please use your professional address		Organisation	
		Position Held	
		Mobile No.	
		Telephone No.	
Eircode		Email Address	

8. Parents Aware of Report

Are the child's parents/carers aware that this concern is being reported to Tusla?*	Yes	<input type="checkbox"/>	No	<input type="checkbox"/>
If the parent/carer does not know, please indicate reasons:				

9. Relationships

Details of Mother			
First Name		Surname	
Address		Mobile No.	
		Telephone No.	
		Email Address	
Eircode			

Is the Mother a Legal Guardian?*	Yes	<input type="checkbox"/>	No	<input type="checkbox"/>
---	-----	--------------------------	----	--------------------------

Details of Father			
First Name		Surname	
Address		Mobile No.	
		Telephone No.	
		Email Address	
Eircode			



Child Protection and Welfare Report Form

MANDATED PERSONS AND NON MANDATED PERSONS
(Children First Act 2015 & Children First National Guidance)

Is the Father a Legal Guardian?*	Yes	<input type="checkbox"/>	No	<input type="checkbox"/>
----------------------------------	-----	--------------------------	----	--------------------------

10. Household Composition

First Name	Surname	Relationship	Date of Birth	Estimated Age	Additional Information e.g. school, occupation, other

11. Details of Person(s) Allegedly Causing Harm

First Name*		Surname*	
Male*	<input type="checkbox"/>	Female*	<input type="checkbox"/>
Address		Date of Birth	
		Estimated Age	
		Mobile No.	
		Telephone No.	
Eircode		Email Address	
Occupation		Organisation	
Position Held			

Relationship to Child	
Address at time of alleged incident	
If name unknown please indicate reason	

First Name*		Surname*	
Male*	<input type="checkbox"/>	Female*	<input type="checkbox"/>
Address		Date of Birth	
		Estimated Age	
		Mobile No.	
		Telephone No.	
Eircode		Email Address	
Occupation		Organisation	
Position Held			

Relationship to Child	
Address at time of alleged incident	
If name unknown please indicate reason	



Child Protection and Welfare Report Form

MANDATED PERSONS AND NON MANDATED PERSONS
(Children First Act 2015 & Children First National Guidance)

12. Name and Address of Other Organisations, Personnel or Agencies Known to be Involved Currently or Previously with the Family

Profession	First Name	Surname	Address	Contact Number	Recent Contact e.g. 3/6/9 months ago
Social Worker					
Public Health Nurse					
GP					
Hospital					
School					
Gardaí					
Pre-school/ crèche					
Other					

13. Any Other Relevant Information, Including any Previous Contact with the Child or Family

Please ensure you have indicated if this is a mandated report in section 6.

Thank you for completing the report form.

In completing this report form you are providing details on yourself and on others. Details such as name, address and date of birth fall under the definition of 'Personal Data' in the Data Protection Acts, 1988 & 2003. Tusla has a responsibility under these Acts in its capacity as a Data Controller to, amongst other things, obtain and process this data fairly; keep it safe and secure; and to keep it for a specified lawful purpose. That purpose is to fulfil our statutory responsibility under the Child Care Act 1991 to promote the protection and welfare of children. Tusla may, during the course of the assessment of this report disclose such Personal Data to other agencies including An Garda Síochána. Further details about Tusla's responsibilities as a Data Controller and your rights as a Data Subject can be found on our website, www.tusla.ie. As you are providing Personal Data on others, you are a Data Processor. We ask that you only provide those details that are necessary for the report and that you keep this report and the Personal Data contained in it secure from unauthorised access, disclosure, destruction or accidental loss.

14. For Completion by Tusla Authorised Person on Receipt of Report

Report Received by		
First Name	Surname	Date
Mandated Report Acknowledgement by		



Child Protection and Welfare Report Form

MANDATED PERSONS AND NON MANDATED PERSONS
(Children First Act 2015 & Children First National Guidance)

First Name		Surname		Date Sent		
Authorized Person Signature*						
Date*						
Child Previously Known			Yes	<input type="checkbox"/>	No	<input type="checkbox"/>
Allocated Case No						

APPENDIX 2:

TYPES OF CHILD ABUSE AND HOW THEY MAY BE RECOGNISED

Chapter 2, Page 07 Children First (2017)

Child abuse can be categorised into four different types: neglect, emotional abuse, physical abuse and sexual abuse. A child may be subjected to one or more forms of abuse at any given time. Abuse and neglect can occur within the family, in the community or in an institutional setting. The abuser may be someone known to the child or a stranger and can be an adult or another child. In a situation where abuse is alleged to have been carried out by another child, it should be considered a child welfare and protection issue for both children and the child protection procedures for both the victim and the alleged abuser should be followed.

The important factor in deciding whether the behaviour is abuse or neglect is the impact of that behaviour on the child rather than the intention of the parent/carer.

The definitions of neglect and abuse presented in this section are not legal definitions. They are intended to describe ways in which a child might experience abuse and how this abuse may be recognised.

Neglect

Child neglect is the most frequently reported category of abuse, both in Ireland and internationally. On-going chronic neglect is recognised as being extremely harmful to the development and well-being of the child and may have serious long-term negative consequences. Neglect occurs when a child does not receive adequate care or supervision to the extent that the child is harmed physically or developmentally. It is generally defined in terms of an omission of care, where a child's health, development or welfare is impaired by being deprived of food, clothing, warmth, hygiene, medical care, intellectual stimulation or supervision and safety. Emotional neglect may also lead to the child having attachment difficulties. The extent of the damage to the child's health, development or welfare is influenced by a range of factors. These factors include the extent, if any, of positive influence in the child's life as well as the age of the child and the frequency and consistency of neglect. Neglect is associated with poverty but not necessarily caused by it. It is strongly linked to parental substance misuse, domestic violence and parental mental illness and disability. A reasonable

concern for the child's welfare would exist when neglect becomes typical of the relationship between the child and the parent or carer. This may become apparent where a child is seen over a period of time or the effects of neglect may be obvious based on having seen the child once.

The following are features of child neglect:

- Children being left alone without adequate care and supervision.
- Malnourishment, lacking food, unsuitable food or erratic feeding.
- Non-organic failure to thrive, i.e. a child not gaining weight due not only to malnutrition but also emotional deprivation.
- Failure to provide adequate care for the child's medical and developmental needs, including intellectual stimulation.
- Inadequate living conditions – unhygienic conditions, environmental issues, including lack of adequate heating and furniture.
- Lack of adequate clothing.
- Inattention to basic hygiene.
- Lack of protection and exposure to danger, including moral danger or lack of supervision appropriate to the child's age.
- Persistent failure to attend school.
- Abandonment or desertion.

Emotional abuse

Emotional abuse is the systematic emotional or psychological ill-treatment of a child as part of the overall relationship between a caregiver and a child. Once-off and occasional difficulties between a parent/carer and child are not considered emotional abuse. Abuse occurs when a child's basic need for attention, affection, approval, consistency and security are not met due to incapacity or indifference from their parent or caregiver. Emotional abuse can also occur when adults responsible for taking care of children are unaware of and unable (for a range of reasons) to meet their children's emotional and developmental needs. Emotional abuse is not easy to recognise because the effects are not easily seen. A reasonable concern for the child's welfare would exist when the behaviour becomes typical of the relationship between the child and the parent or carer.

Emotional abuse may be seen in some of the following ways:

- Rejection.
- Lack of comfort and love.
- Lack of attachment.
- Lack of proper stimulation (e.g. fun and play).
- Lack of continuity of care (e.g. frequent moves, particularly unplanned).
- Continuous lack of praise and encouragement.
- Persistent criticism, sarcasm, hostility or blaming of the child.
- Bullying.
- Conditional parenting in which care or affection of a child depends on his or her behaviours or actions.
- Extreme over protectiveness.
- Inappropriate non-physical punishment (e.g. locking child in bedroom).
- On-going family conflicts and family violence.
- Seriously inappropriate expectations of a child relative to his/her age and stage of development.

There may be no physical signs of emotional abuse unless it occurs with another type of abuse. A child may show signs of emotional abuse through their actions or emotions in several ways. These include insecure attachment, unhappiness, low self-esteem, educational and developmental underachievement, risk taking and aggressive behaviour. It should be noted that no one indicator is conclusive evidence of emotional abuse. Emotional abuse is more likely to impact negatively on a child where it is persistent over time and where there is a lack of other protective factors.

Physical abuse

Physical abuse is when someone deliberately hurts a child physically or puts them at risk of being physically hurt. It may occur as a single incident or as a pattern of incidents. A reasonable concern exists where the child's health and/or development is, may be, or has been damaged as a result of suspected physical abuse.

Physical abuse can include the following:

- Physical punishment.
- Beating, slapping, hitting or kicking.
- Pushing, shaking or throwing.
- Pinching, biting, choking or hair-pulling.
- Use of excessive force in handling.
- Deliberate poisoning.
- Suffocation.
- Fabricated/induced illness.
- Female genital mutilation.

The Children First Act 2015 includes a provision that abolishes the common law defence of reasonable chastisement in Court proceedings. This defence could previously be invoked by a parent or other person in authority who physically disciplined a child. The change in the legislation now means that in prosecutions relating to assault or physical cruelty, a person who administers such punishment to a child cannot rely on the defence of reasonable chastisement in the legal proceedings. The result of this is that the protections in law relating to assault now apply to a child in the same way as they do to an adult.

Sexual abuse

Sexual abuse occurs when a child is used by another person for his or her gratification or arousal, or for that of others. It includes the child being involved in sexual acts (masturbation, fondling, oral or penetrative sex) or exposing the child to sexual activity directly or through pornography. Child sexual abuse may cover a wide spectrum of abusive activities. It rarely involves just a single incident and, in some instances, occurs over a number of years. Child sexual abuse most commonly happens within the family, including older siblings and extended family members. Cases of sexual abuse mainly come to light through disclosure by the child or his or her siblings/friends, from the suspicions of an adult, and/or by physical symptoms.

Examples of child sexual abuse include the following:

- Any sexual act intentionally performed in the presence of a child.
- An invitation to sexual touching or intentional touching or molesting of a child's body whether by a person or object for the purpose of sexual arousal or gratification.
- Masturbation in the presence of a child or the involvement of a child in an act of masturbation.
- Sexual intercourse with a child, whether oral, vaginal or anal.
- Sexual exploitation of a child, which includes:
 - Inviting, inducing or coercing a child to engage in prostitution or the production of child pornography [for example, exhibition, modelling or posing for the purpose of sexual arousal, gratification or sexual act, including its recording (on film, videotape or other media) or the manipulation, for those purposes, of an image by computer or other means].
 - Inviting, coercing or inducing a child to participate in, or to observe, any sexual, indecent or obscene act.
 - Showing sexually explicit material to children, which is often a feature of the 'grooming' process by perpetrators of abuse.
- Exposing a child to inappropriate or abusive material through information and communication technology.
- Consensual sexual activity involving an adult and an underage person.

An Garda Síochána will deal with any criminal aspects of a sexual abuse case under the relevant criminal justice legislation. The prosecution of a sexual offence against a child will be considered within the wider objective of child welfare and protection. The safety of the child is paramount and at no stage should a child's safety be compromised because of concern for the integrity of a criminal investigation. In relation to child sexual abuse, it should be noted that in criminal law the age of consent to sexual intercourse is 17 years for both boys and girls. Any sexual relationship where one or both parties are under the age of 17 is illegal. However, it may not necessarily be regarded as child sexual abuse. Details on exemptions for mandated reporting of certain cases of underage consensual sexual activity can be found in **Chapter 3 of Children First (2017)**.

APPENDIX 3: THE U.N. CONVENTION ON THE RIGHTS OF THE CHILD (1989)

The Convention stipulates the following general principles:

- States shall ensure each child enjoys full rights without discrimination or distinctions of any kind.
- The child's best interests shall be a primary consideration in all actions concerning children, whether undertaken by public or private social institutions, courts, administrative authorities or legislative bodies.
- Every child has the right to life and States shall ensure, to the maximum extent possible, child survival and development.
- Children have the right to be heard.

The Convention stipulates the following substantive provisions:

Civil Rights and Freedom:

- The right to a name and a nationality.
- The right to a sense of identity.
- The right to freedom of expression.
- The right to freedom of thought, conscience and religion.
- The right to freedom of association.
- The right to privacy.
- No child shall be subjected to torture or other cruel, inhuman or degrading treatment or punishment.

Family Environment and Parental Guidance:

- States must respect the responsibilities of parents/guardians and extended family members to provide guidance for children.
- The Convention gives parents/guardians a joint and primary responsibility for raising their children.
- Children should not be separated from their parents/guardians unless this is deemed to be in the child's best interests.
- Children and their parents/guardians have the right to leave any country and to enter their own for purposes of reunion.

Young Explorers' Club Policies & Procedures January 2020

- Children have the right to an adequate standard of living.
- The Convention obliges the State to provide special protection for children deprived of a family environment.
- The State has the obligation to prevent and remedy the kidnapping or retention of children abroad by a parent or third party.
- To protect children from all forms of abuse or neglect.
- It is the responsibility of the State to ensure – in cases of children victims of armed conflict, torture, neglect, maltreatment or exploitation – that they receive appropriate rehabilitative care and treatment to facilitate their recovery and social integration into society.
- A child placed by the State for reasons of care, protection or treatment is entitled to have that placement regularly evaluated.

Basic Health and Welfare of Children:

- Every child has the right to life.
- Parties shall ensure to the maximum extent the survival and development of the child.
- The child has the right to the highest attainable standard of health.
- Disabled children have the right to special treatment, education and care.
- Children have the right to benefit from social security.
- Every child has the right to a standard of living adequate for the child's mental, physical, spiritual, value systems and social development.

Education, Leisure and Recreation:

- Children have the right to education.
- The aims of education are geared towards developing children's personalities as well as their mental and physical abilities to the fullest extent.
- Children have a right to enjoy leisure, recreation and cultural activities.

SPECIAL PROTECTION MEASURES:

(a) Situations of armed conflict:

- State parties shall take all feasible measures to ensure that children under 15 years of age take no part in hostilities and that no child below 15 is recruited into the armed forces.
- State parties shall take all feasible measures to ensure protection and care of children who are affected by armed conflict.
- Children have the right to appropriate treatment for their recovery and social reintegration.
- Special protection shall be given to refugee children or to a child seeking refugee status.

(b) In situations where children are in conflict with the law:

- Regarding the administration of juvenile justice, children who come in conflict with the law have the right to treatment that promotes their dignity and self-worth, and also takes into account the child's age and aims at his/her integration into society.
- Children are entitled to basic guarantees as well as legal or other assistance for their defence and judicial proceedings, and institutional placements shall be provided wherever possible.
- Any child deprived of liberty shall not be kept apart from adults unless it is in the child's best interests to do so.
- A child who is detained shall have legal and other assistance as well as contact with his/her family.

(c) In situations of exploitation:

- Children have the right to be protected from economic exploitation and from work that threatens their health.
- Children have the right to protection from the use of narcotic and psychotropic drugs as well as from being involved in their production and distribution.
- Children have the right to protection from sexual exploitation and abuse, including prostitution and pornography.
- It is the State's obligation to make every effort to prevent the sale, trafficking and abduction of children.

(d) In situations of children belonging to a minority or indigenous group:

- Children of minority communities and indigenous populations have the right to enjoy their own culture and to practice their own religion and language.

APPENDIX 4: DUTY SOCIAL WORKER AND LOCAL GARDA CONTACT INFORMATION

Child Protection Social Work Services:

Duty Social Work Department, Chamber House, Chamber Square, Tallaght, Dublin 24
Ph. 01 6486500

Details may also be found at this link

<http://www.tusla.ie/get-in-touch/duty-social-work-teams>

If the Duty Social Worker is not available at the time of contact the caller should give sufficient details to the secretary to enable the Duty Social Worker to prioritise a response.

Local Garda Station:

Tallaght Garda Station
Ph. 01 6666000

Details may also be found at this link

<http://www.garda.ie/stations/default.aspx>

APPENDIX 5: MANDATED PERSONS RESPONSIBILITIES

(Children First Act 2015)

Section 14(1) of the Children First Act 2015 states:

'...where a Mandated Person knows, believes or has reasonable grounds to suspect, on the basis of information that he or she has received, acquired or becomes aware of in the course of his or her employment or profession as such a Mandated Person, that a child–

(a) has been harmed,

(b) is being harmed, or

(c) is at risk of being harmed,

he or she shall, as soon as practicable, report that knowledge, belief or suspicion, as the case may be, to the Agency.'

Section 14(2) of the Children First Act 2015 also places obligations on Mandated Persons to report any disclosures made by a child:

'Where a child believes that he or she–

(a) has been harmed,

(b) is being harmed, or

(c) is at risk of being harmed,

and discloses this belief to a Mandated Person in the course of a Mandated Person's employment or profession as such a person, the Mandated Person shall, ... as soon as practicable, report that disclosure to the Agency.'

Section 2 of the Children First Act 2015 defines harm as follows:

'harm means in relation to a child–

(a) assault, ill-treatment or neglect of the child in a manner that seriously affects, or is likely to seriously affect the child's health, development or welfare, or,

(b) sexual abuse of the child.'

APPENDIX 6: REASONABLE GROUNDS CONCERN

Chapter 2, Page 06 Children First (2017)

Tusla should always be informed when there are **reasonable grounds for concern** that a child may have been, is being, or is at risk of being abused or neglected. If what may be symptoms of abuse are ignored, it could result ongoing harm to the child. It is not necessary to prove that abuse has occurred to report a concern to Tusla. All that is required is that there are **reasonable grounds for concern**. It is Tusla's role to assess concerns that are reported to it. If a concern is reported, the person reporting such concern can be assured that information will be carefully considered with any other information available and a child protection assessment will be carried out where sufficient risk is identified.

Reasonable grounds for a child protection or welfare concern include:

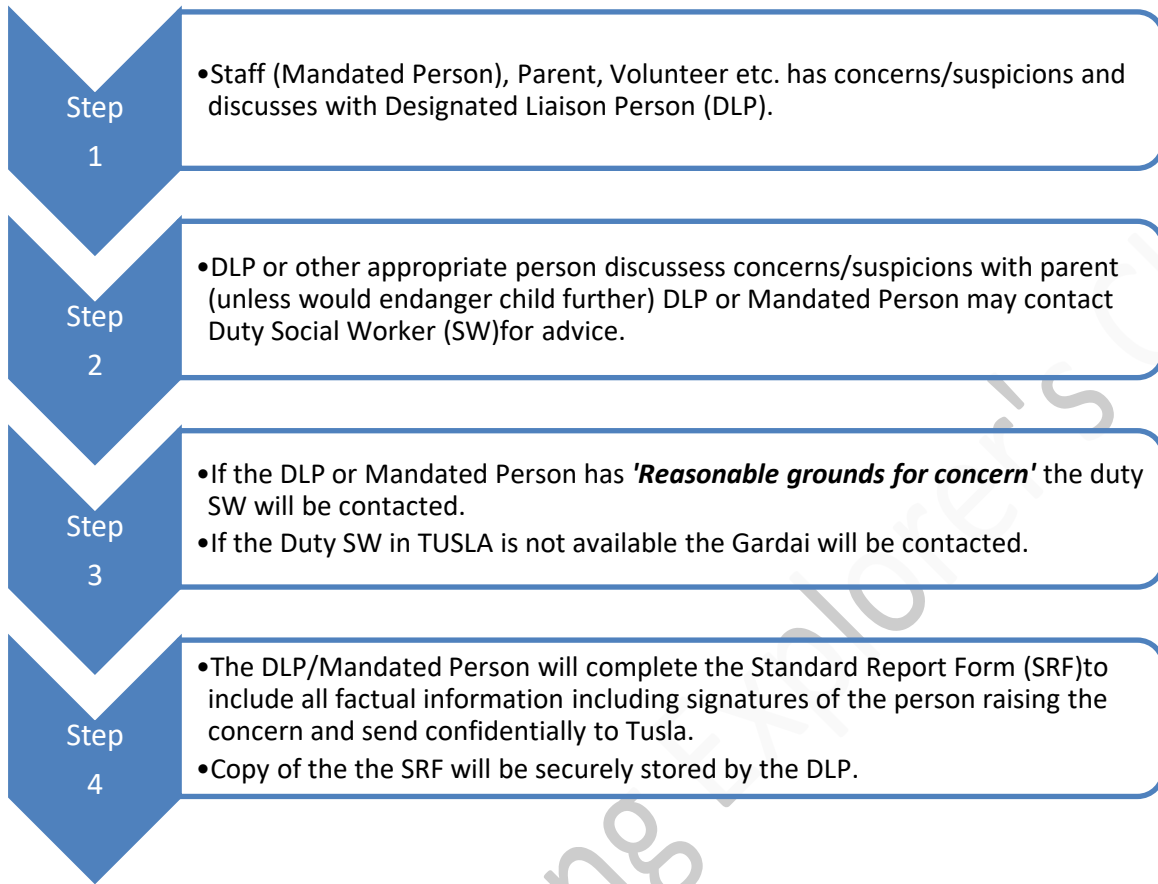
- Evidence, for example an injury or behaviour, that is consistent with abuse and is unlikely to have been caused in any other way.
- Any concern about possible sexual abuse.
- Consistent signs that a child is suffering from emotional or physical neglect.
- A child saying or indicating by other means that he or she has been abused.
- Admission or indication by an adult or a child of an alleged abuse they committed.
- An account from a person who saw the child being abused.

The guiding principles on reporting child abuse or neglect may be summarised as follows:

1. The safety and well-being of the child must take priority over concerns about adults against whom an allegation may be made.
2. Reports of concerns should be made without delay to Tusla.

If it is thought that a child is in immediate danger and Tusla cannot be contacted, the Gardaí should be contacted without delay.

APPENDIX 7: Child Protection Reporting Procedure Steps 1 – 4



NOTE: In the case where the Designated Liaison Person or Mandated Person reaches the conclusion that reasonable grounds do not exist that they will not report the concern of the employee, student or volunteer to the relevant TUSLA Social Work Department or An Garda Síochána, the individual employee, student or volunteer who raised the concern should be given a clear written statement of the reasons why the DLP is not taking action. The employee, student or volunteer should be advised that, if they remain concerned about the situation, they are free to consult with, or report to, the TUSLA Social Work Department or An Garda Síochána.

As a Mandated Person, you should be aware that the legal obligations under the Children First Act 2015 to report mandated concerns rest with you and not with the Designated Liaison Person.

Designated Liaison Persons	Duty Social Worker	Local Garda
Monika Panek-Stoltman Agata Bodera Ph. 01 8853763	Duty Social Work Department, Chamber House, Chamber Square, Tallaght, Dublin 24 Ph. 01 6486500	Tallaght Garda Station Ph. 01 6666000

APPENDIX 8: LIST OF MANDATED PERSONS IN OUR SERVICE

NAME	POSITION	QUALIFICATIONS
Monika Panek-Stoltman	Service manager	
Agata Bodera	Childcare assistant	
Joanna Kowalczyk	Childcare assistant	
Wioleta Hejduk	Childcare assistant	
Natasza Swierczynska	Childcare assistant	

Ancillary Staff		
NAME	POSITION	QUALIFICATIONS

Signed: _____ **Date:** _____

Name:

Person responsible for approving the Policy

15. CHILD SAFEGUARDING STATEMENT

Document Title:	Child Safeguarding Statement
Unique Reference Number:	015
Document Author:	Young Explorers Club
Document Approved:	Bart Siniarski
Person(s) responsible for developing, distributing and reviewing Policy	Bart Siniarski
Person responsible for approving Policy	Bart Siniarski
Method of communication of policies to staff (email / hard copy / induction training)	Available online through "Family"
Method of communication of policies to parents/guardians (full policies via email, hard copy)	Hard copy available in the service
Date the Document is Effective From:	January 2020
Scheduled Review Date:	Annually
Number of Pages:	9

1. Type of Service: Young Explorers' Club is a Full Day Care facility in accordance with the Child Care Act 1991 (Early Years Services) Regulations 2016. The purpose of this Service is to provide a full day care facility for children aged 12 months to 6 years. This Service is privately owned by Iwona Siniarska.

Key Personnel: In-House

Manager (Person in charge):	Monika Panek-Stoltman
Deputy in the absence of Manager:	Agata Bodera
Health and Safety Officer:	Bart Siniarski
Fire Officer:	Bart Siniarski
First Aid Co-ordinator:	Bart Siniarski
Designated Liaison Person:	Monika Panek-Stoltman
Deputy Designated Liaison Person:	Agata Bodera
Data Controller:	Bart Siniarski

KEY INFORMATION:

Young Explorers' Club Policies & Procedures January 2020

Opening Hours:	6:30am-6:00pm
No of Weeks per year opened:	52
Capacity:	27
No. of Children attending the Service:	25
Age Range:	12 months to 6 years
Ratios:	1 – 2 Years 1:5 2 – 3 Years 1:6 3 – 6 Years 1:8
Curriculum:	Montessori and Play-based curriculum inspired by the national curriculum framework Aistear and Siolta
Address:	Unit F1, Bymac Centre, Northwest Business Park, Blanchardstown, Dublin 15
Phone Number:	01 8853763
Email:	info@polskieprzedszkole.ie

Key Personnel: External

TUSLA Early Years Inspection Team:	Dublin South West & West, Early Years Inspector, Cherry Orchard Hospital, Ballyfermot, Dublin 10 Ph. 076 6955723
TUSLA Social Work Department:	Duty Social Work Department, Chamber House, Chamber Square, Tallaght, Dublin 24 Ph. 01 6486500
Garda:	Garda Station Ph. 01 6666000
Doctor:	Glenview Clinic Ph. 01 4515018
Pharmacist:	Lloyd's Pharmacy Ph. 01 4140878
Hospital:	National Children's Hospital Tallaght Ph. 01 4142000
Fire Brigade:	999 / 112
Fire Maintenance:	Apex Fire Ph. 01 4507749
Pest Control:	Owl Pest Control Ph. 01 4523680
Garda Vetting:	Early Childhood Ireland Ph. 01 4057100
Water Leaks:	1850 27 87 78
Electricity Emergency:	1850 372999 (24-hours)
Gas Emergency:	1850 205050 (24-hours)

2. Principles

Young Explorers' Club Policies & Procedures January 2020

Protecting children and young people is everyone's responsibility. The welfare of the child is paramount to us. Therefore, we want to make sure that the children in the Service are protected and kept safe from harm while they are with the staff and the students in this Service by:

- Making sure that our staff and students are carefully selected, trained and supervised.
- Having procedures to recognise, respond to and report concerns about children's protection and welfare.
- Making sure all staff are Garda vetted prior to engagement.
- Having clear codes of behaviour for management, staff and students.
- Having a procedure to respond to accidents and incidents.
- Giving parents/guardians, children and workers information about what we do and what to expect from us.
- Letting parents/guardians and children know how to voice their concerns or complain if there is anything, they are not happy about. Having a procedure to respond to these complaints.
- We have a clear reporting procedure to be followed should a staff member have a concern about a child with regard to *Children First (2017) and The Children First Act 2015*
- Having a procedure to respond to allegations of abuse and neglect against staff members.
- The Child and Adult Protection policy will be reviewed annually by the Management.

3. Risk Assessment

All potential risks have a relevant procedure to manage the risks as outlined below

RISK IDENTIFIED	PROCEDURES IN PLACE TO MANAGE RISK	Responsibility
Risk of harm of bullying a child by a member of staff/volunteer/peer	Procedures in place Anti-bullying policy Staff Training Supervision Discipline Procedure	Management, staff
Risk of harm of sexual abuse (as defined in the Children First Act 2015) of a child by a member of staff/ Child Abused within setting	Procedures in place Vetting in place to include Garda vetting, police checks, validated references. No unsupervised access by unauthorised personnel. Staff aware of mandated requirement to report abuse. Staff trained in child protection DLPs appointed Mandated persons named and listed Visitors or persons unknown to staff will not have unsupervised access and visiting times will, if possible, be arranged when children are not present as they are unvetted	Management, Staff, DLP
Risk of harm or physical / psychological/ emotional harm (as defined by the Children First Act 2015) of a child by a member of staff	Procedures in place Vetting in place to include Garda vetting, police checks, validated references. No unsupervised access by unauthorised personnel. Staff aware of mandated requirement to report abuse. Staff trained in child protection DLPs appointed Mandated persons named and listed	Management, Staff, DLP

Young Explorers' Club Policies & Procedures January 2020

	Visitors or persons unknown to staff will not have unsupervised access and visiting times will, if possible, be arranged when children are not present as they are unvetted	
Lost child	<p>Procedures in place</p> <p>Missing Child Policy in place and followed</p> <p>Outing Policy in place and followed</p> <p>Risk Assessments carried out</p> <p>Critical Incident Plan in place.</p> <p>Only authorised Persons allowed access to the service</p>	Management, Staff
Accidents Caused by Neglect	<p>Procedures in place</p> <p>Safety Statement in place</p> <p>Risk Assessments carried out following an accident and corrective action taken</p> <p>Accident and Incident Policy in place and followed</p>	Management, Staff
Medical Neglect	<p>Procedures in place</p> <p>Medicines Policy in place and followed</p> <p>Parental Consent Forms signed</p> <p>Individual Child Care/Emergency Plans in place</p>	Management, staff
Child not collected/ Unauthorised collection and Access Rights Persons unfit to collect	<p>Procedures in place</p> <p>Collections Policy in place and followed</p> <p>Emergency Collectors available, Parental Agreements & Permissions in place</p> <p>Child Registration Form completed with emergency contacts and authorisations.</p> <p>Children are not released to unauthorised persons.</p> <p>Where there is a dispute between parents, we will seek legal clarification regarding access and</p>	Management, staff

Young Explorers' Club Policies & Procedures January 2020

	<p>may require copies of a court order</p> <p>If we have never met a parent and a parent is not listed on the registration form, we may seek clarification of identity before engaging with the parent</p> <p>Children will not be released to parents/guardians who are in an unfit state. Procedure in place</p>	
Unvetted Staff or students that may lead to children being harmed	<p>Procedures in place</p> <p>Recruitment and Selection Policy in place</p> <p>Garda Vetting Policy in place</p> <p>Relevant validated References available for all staff</p> <p>Child and Adult Protection Policy in place</p> <p>Risk Assessment of Disclosures on Garda Vetting forms completed if required</p>	Management, Staff
Poor behaviour strategies where the dignity of the child is undermined	<p>Procedures in place</p> <p>Managing Behaviour Policy in place and followed</p> <p>Positive strategies only used</p> <p>No Corporal punishment</p> <p>No isolation</p> <p>Professional assistance sought for very challenging behaviour</p> <p>Staff trained in evidence-based behaviour management strategies</p> <p>Management support provided to staff in relation to very challenging behaviour</p>	Management, staff
Risk of harm of abuse when on outings	<p>Procedures in place</p> <p>Outings policy in place</p> <p>All Outings/excursions risk assessed</p> <p>Risk checklist used</p> <p>Vetting in place to include Garda vetting, police checks, validated references.</p>	Management, Staff, DLP

Young Explorers' Club Policies & Procedures January 2020

	<p>No unsupervised access by unauthorised personnel. Staff aware of mandated requirement to report abuse. Staff trained in child protection DLPs appointed Mandated persons named and listed Visitors or persons unknown to staff will not have unsupervised access and visiting times will, if possible, be arranged when children are not present as they are unvetted</p>	
<p>Access to inappropriate online resources. Unauthorised sharing of images and information about a child</p>	<p>Procedures in place Internet and Photographic and Recording Devices Policy Parental Consent Forms completed No images of children published Parents are aware of Internet and Photographic and Recording Devices Policy and their responsibilities No mobile phones allowed in classrooms</p>	<p>Management, staff</p>

Responsibility

The DLP is responsible for ensuring the above risks are managed.

4. Procedures

Our Child Safeguarding Statement has been developed in line with requirements under the Children First Act 2015, the *Children First: National Guidance* and Tusla's *Child Safeguarding: A Guide for Policy, Procedure and Practice*. In addition to the procedures listed in our risk assessment, the following procedures support our intention to safeguard children while they are availing of our service:

- Procedures to manage any risk identified
- Procedure for reporting harm or abuse or allegations of these to Tusla by the as provider Young Explorers' Club or member of staff (whether mandated or not)
- Procedure for the management of allegations of abuse or misconduct against workers/volunteers of a child while attending our service
- Procedure for selection or recruitment of any person as a member of staff of the provider with regards to that person's suitability to work with children
- Procedure for the provision of information and, where necessary, instruction and training to members of staff in relation to the occurrence of harm
- Procedure for maintaining a list of the persons (if any) in the service who are mandated persons.
- Procedure for the appointment of a relevant person for the purposes of this statement who is Bart Siniarski.

5. Implementation

We recognise that implementation is an on-going process. Our Service is committed to the implementation of this Child Safeguarding Statement and the procedures that support our intention to keep children safe from harm while availing of our service. This Child Safeguarding Statement will be reviewed every *twenty-four months* or as soon as practicable after there has been a material change in any matter to which the statement refers.

Signed:(Provider)Date.....

Name.....Tel.....

Relevant Person under the Children First Act 2015

Name.....Tel.....

For further information on this Statement please contact the Relevant Person;

Bart Siniarski, 015387050

16. MEDICATION MANAGEMENT

Document Title:	Medication Management
Unique Reference Number:	016
Document Author:	Young Explorers Club
Document Approved:	Bart Siniarski
Person(s) responsible for developing, distributing and reviewing Policy	Bart Siniarski
Person responsible for approving Policy	Bart Siniarski
Method of communication of policies to staff (email / hard copy / induction training)	Available online through "Family"
Method of communication of policies to parents/guardians (full policies via email, hard copy)	Hard copy available in the service
Date the Document is Effective From:	January 2020
Scheduled Review Date:	Annually
Number of Pages:	11

This policy is available to and has been communicated to parents/guardians and staff.

Relevant staff know the requirements and have a clear understanding of their roles and responsibilities in relation to this policy.

Relevant staff have received training on this policy.

Statement of Intent:

To facilitate promotion of health and wellbeing and to promote an inclusive setting we will work in consultation with parents to ensure the safe administration of medication

Procedure:

We do not routinely administer non-prescription/prescription medications. We only administer medicines with the correct signed permission.

Only named authorised persons will administer medicines

Prescription Medicines:

Young Explorers' Club Policies & Procedures January 2020

Medicines must only be brought into the service for administration by the staff when it is essential.

Where a child or children attending the Service have specific medical conditions which require specialised treatment or administration of medication it is the policy of the Service that key staff will be trained specifically in relation to such treatments and administration of medications pertaining to same.

- Designated personnel only are permitted to administer medicine
- The Manager must be informed if a child is taking antibiotics or any other prescription or non-prescription medication.
- A full medical and medicine history must be provided for each child
- A record of the child's medical history will be required on the registration form
- Essential medicines will only be administered where a parent/guardian has signed a consent form which is contained in the Registration Form and where parent/guardians have signed a separate consent form in relation to prescription medications for their child and at the discretion of the person in charge.
- We will only follow the dosage as instructed by the doctor who prescribed the medication.
- If the administration of prescribed medication requires medical knowledge, individual training is provided for the relevant member of staff by a health professional.
- No preschool child may self-administer.
- If a child refuses to take their medication staff will not force them to do so but will seek advice from the parent.
- Parents/guardians must keep the Service up to date on their child's medical needs.
- Parents/guardians must fill in the medicine consent form of the Service, authorising the administration of medicine (prescription or non-prescription) to their child. Staff cannot give medicine unless this written permission is given.
- Parents/guardians must hand staff the medicine, which then stored in the fridge or the medicine cabinet. Any form of medication must never be left in a child's bag, including inhalers.

Young Explorers' Club Policies & Procedures January 2020

- Medicines must be in their original packaging clearly labelled with the child's name, the current date, expiry date, storage instructions and dosage, method of administration, plus the name of the health care provider that recommended the medication. We will only administer medicine that is licensed for the age group of the child. For example, an ant-febrile medication supplied by a parent for a 3-year-old that is licensed for an over 5-year-old **will not** be administered.
- Prescription medication will only be administered to the child named on the medication.
- Staff members who administer prescription medication will complete details of the date, time and dosage of the medication administered on the child's medical log/care plan and sign same.
- We will always have the documentation available related to the medicine to include directions for use, possible adverse reaction

Care Plans:

Where an individual care plans has been drawn up in respect of a child attending the Service, key and relevant staff will receive additional training where necessary in respect of such care plans. Such staff will be aware of how to implement the instructions contained in the care plan, the medical condition(s) to which it refers, the method of administration of medication referred to.

Storage of Medicines:

- All medication is stored in line with manufacturer's instructions out of reach of the children.
- Medication is stored in a locked cabinet in the office.
- The Manager/person in charge is responsible for ensuring medicine is handed back at the end of the day to the parent.
- For some conditions, medication may be kept at the Service. The Manager will check that any medication held to administer on an as and when required basis, or on a regular basis, is in date and return any out-of-date medication to the parent.
- Unused medicines should be returned to the parent.
- Medicines, creams and ointments are not stored in the first aid box.
- All medication is returned to storage immediately following its administration to a child.

Disposal of Medication:

The circumstances where disposal is necessary include:

- A child's treatment plan changes
- A child leaves or goes to new facility
- The medicine reaches its expiry date
- Any medication that has expired, is short dated or is no longer needed by the child will be returned to the parent or guardian. This is recorded in the medication diary.

Procedures for staff administering essential medicines (Prescription and non-prescription)/record keeping:

- Staff **MUST** have a witness **PRESENT** to the medicine being administered. [Second person and countersigned by that person]
- Staff must record the child's name, date, time dosage and route in the medicines record and give a copy to the parent.
- Parents/guardians will be required to sign to say they were informed of the dosage of the medicine upon collection of the child.

Staff must:

1. Wash hands thoroughly.

2. Staff administering medicines must check:

- The child's name.
- That the medication is being administered to the correct child (e.g. where two "Mary Smiths" are attending the Service, by reference to a photograph or other means of identification)
- Prescribed dose.
- Expiry date of medicine.
- Written instructions provided by the prescriber on the label or original container.
- Time last dose was given.
- That the directions and instructions are in English
- Staff must check that the medicine contains the directions as prescribed the doctor and dispensed by the pharmacy

Young Explorers' Club Policies & Procedures January 2020

- Check parents/guardians have completed and signed 'Administration of Medicines' Consent form and Anti Febrile Medication form if relevant.
- Staff are aware of how the medication reacts with food, fluids or other medications. e.g. some medications cannot be given with milk, or when taking another medication.
- Following the administration of medication Staff will maintain a record of the outcome of the administration of the medication. e.g. was there a reduction in temperature after administration of anti-febrile agent; has the child developed a rash following administration of medication.

Anti-Febrile Medication: Emergency Medication

Anti-febrile medication is medication used to reduce a raised body temperature. The most common anti-febrile medications used are: Paracetamol and Ibuprofen (Anti-febrile medication is important treatment for high temperatures to prevent febrile convulsions. Parents/guardians are required to complete a form authorising the administration of such medication if the child develops a temperature over 38 degrees C. This medication should not be used unless indicated for high temperature or pain as overdose can cause significant medical problems.

Parents/guardians will always be notified by telephone prior to the administration of an un-prescribed anti-febrile medication. If the anti-febrile medication does not reduce the temperature medical advice will be sought by contacting the child's GP, hospital or emergency services and the advice will be followed by the staff.

Medication forms will be reviewed regularly by the Manager to identify children who require frequent or repeated anti-febrile medications. A child in this category may require to be seen by their own doctor. Parents/guardians may be asked to supply a medical report.

If the consent form is not signed, then the parent must be contacted immediately BEFORE any administration of Anti Febrile Medication to the child to confirm that it is permissible. Parents/guardians upon returning to the Service must then be required to sign the correct permission forms.

Young Explorers' Club Policies & Procedures January 2020

If a child has a temperature and permission for 'Anti Febrile Medication' has not been granted medical advice should be obtained immediately.

Staff must ask for a person in charge or another member of staff to be present.

Ask them to confirm steps 1 and 2 and that the medicine can be administered.

- Staff **MUST** have a witness **PRESENT** to the medicine being administered.
[Second person and countersigned by that person]
- Staff must record the child's name, date, time dosage and route in the medicines record and give a copy to the parent.
- Parents/guardians will be required to sign to say they were informed of the dosage of the medicine upon collection of the child.

It is extremely important that staff follow the procedures as detailed above. These measures are in place to ensure that no mistakes are made. Administering medication is a responsibility which must be undertaken with due caution. If staff are not sure how to administer it or have difficulty doing so, please inform the Manager/person in charge.

The following should always be checked:

- Correct Child (e.g. where two "Mary Smiths" are attending the Service, by reference to a photograph or other means of identification)
- Correct Medication
- Correct Dose
- Correct Time
- Correct Route

NOTE: Students or volunteers may not administer medicines.

Procedures for Children with Allergies Requiring Treatment with Oral Medication:

- Asthma inhalers are regarded as "oral medication" Oral medications must be prescribed by a GP and have the manufacturer instructions clearly written on them.
- Staff must be provided with clear written instructions on how to administer such medication.

Young Explorers' Club Policies & Procedures January 2020

- Inhalers must be provided to the Service clearly labelled with the child's name
- The Service must have the parents/guardians' or guardians' prior written consent. This consent must be kept on file.

Emergency Medicines

Where medical conditions exist for a child, we will develop individual medical care plans which will include the management in the event of an emergency relating to the condition. This will be developed in conjunction with the parents and the child's medical advisers. Where a child has a condition that may require emergency medical treatment staff will be trained on the condition and the treatment. This would include medications like Ventolin, Glucagon or EpiPen. Where medication is administered in the case of anaphylaxis or asthma emergency the Service will ensure that the emergency services are contacted as soon as is practically possible and the parents and guardians are also contacted as soon as possible. Emergency numbers for the local pharmacist and local medical practitioners are available within the Service

Life Saving Medication and Invasive Treatments:

Adrenaline injections (EpiPen's) for anaphylactic shock reactions (caused by allergies to nuts, eggs etc.) or invasive treatments such as rectal administration of Diazepam (for epilepsy).

Management must have:

- A letter from the child's GP/consultant stating the child's condition and what medication if any is to be administered.
- Written consent from the parent or guardian allowing staff to administer medication.
- Proof of training in the administration of such medication by a doctor or appropriate health profession or persons recommended by a manufacturer.
- A copy of such proof may be required by our insurance provider for appraisal so that our insurance can be extended if necessary.
- For medicines like EpiPen's it will be decided on individual cases and if staff are happy and competent to administer them.
- Consent forms.

Young Explorers' Club Policies & Procedures January 2020

Note: Unused medicine must be returned to parents for safe disposal. Medicines must be stored out of reach of children and not in the First Aid Kits.

Managing medicines on trips and outings:

If children are going on outings, staff accompanying the children must include the key person with a risk assessment, or a member of staff who is fully informed about the child's needs and/or medication.

- Medication for a child is taken in a sealed plastic box clearly labelled with the child's name and the name of the medication. Inside the box is a copy of the consent form and a card to record when it has been given, with the details as given above.
- On returning to the setting the card is stapled to the medicine record book and the parent signs it.

Sunscreen:

- We will send letters home asking for parents/guardians to apply sun cream to their child before bringing them to school each morning.
- We will also ask parents/guardians for permission for staff to apply sun cream onto their child when appropriate.
- Parents "must" supply sun cream in the original bottle. It should be individually labelled with child's name and we store it in a press out of reach not in the child's bag.

All records kept by the Service are kept secure and confidential. Children's medical records are kept for a period of two years.

Medication Errors:

All medication errors will be recorded, and we will seek medical advice immediately. This includes medication is given to wrong child; wrong route; wrong dosage; wrong time; omitted to be given as scheduled. We will contact the GP, Pharmacist or other emergency service, depending on the error. Parents/guardians will be informed immediately.

Important Note: If parents cannot be reached, the emergency contact persons (as identified on the Child Registration Form) will be contacted.

Where a Child Suffers an Allergic Reaction to Medication Administered in the Service:

The length of time for an allergic reaction varies from person to person. Some people may react right away, while others might take the drug several times before they have an allergic reaction. Most of the time symptoms will appear between 1-2 hours after taking the drug unless someone has a more rare, delayed type reaction. Symptoms of these less common drug allergies include fever, blistering of the skin, and occasionally joint pain.

Symptoms from a drug allergy can be like other allergic reactions and can include hives or skin rash, itching, wheezing, light headedness or dizziness, vomiting and even anaphylaxis. A combination of these symptoms makes it much more likely that it is an allergy than nausea and vomiting on their own, which are common side effects of medications.

Where the Service suspects that a child has suffered an allergic reaction to medication administered, the parents/guardians will always be notified as soon as is practically possible by telephone.

The Service will ensure that the emergency services are contacted as soon as is practically possible.

Emergency numbers for the local pharmacist and local medical practitioners are available within the Service. Where it is necessary to contact the emergency services to bring a child to hospital, a member of staff will escort the child if the parent or guardian is unavailable. The staff member will remain with the child until the parent or guardian arrives at the hospital.

If advice is needed contact:

GP: Glenview Clinic Ph. 01 4515018




Pharmacist: Lloyd's Pharmacy Ph. 01 4140878




Signed: _____ **Date:** _____

Name:

Person responsible for approving the Policy

MEDICAL CONSENT AND ADMINISTRATION FORM

-  **Parents:** Please tell childcare staff every morning the last time medication was given, writing "at home" in the signature box below.
-  **Staff:** Medication must be in its original container, labeled with the child's name and dosage instructions.
-  **Staff:** Temperature-lowering medicine will be given only after trying to cool the child with less clothing, cool drinks, and a cold flannel, and if the temperature remains above 37.8°C unless otherwise specified by the primary staff.

Child First Name	Child Surname	Date of Birth	___/___/___
Medication name	Exact amount (mg, mL, drops) <i>Do not use teaspoon measurements</i>		
End Date	Method of administering medication <i>(oral, sublingual, inhalation, on skin, nasal, drops in ears or eyes)</i>		
Times to be given	 ___:___	 ___:___	 ___:___
Consent from Parents	Date of phone call ___/___/___		Time of phone call ___:___

Date	Time	Amount	Method	Outcome	Staff Signature	Checked by	Signature of a parent

17. ACCIDENTS and INCIDENTS

Document Title:	Accidents and Incidents
Unique Reference Number:	017
Document Author:	Young Explorers Club
Document Approved:	Bart Siniarski
Person(s) responsible for developing, distributing and reviewing Policy	Bart Siniarski
Person responsible for approving Policy	Bart Siniarski
Method of communication of policies to staff (email / hard copy / induction training)	Available online through "Family"
Method of communication of policies to parents/guardians (full policies via email, hard copy)	Hard copy available in the service
Date the Document is Effective From:	January 2020
Scheduled Review Date:	Annually
Number of Pages:	22

This policy has been communicated to parents/guardians.

Relevant staff know the requirements and have a clear understanding of their roles and responsibilities in relation to this policy.

Relevant staff have received training on this policy.

Statement of Intent:

It is our policy to promote the health, wellbeing and personal safety of all our children and staff. Through developing and regularly reviewing accident prevention procedures and fire safety. Although we adhere to all safety precautions and follow TUSLA guidelines, accidents can occur.

Children with additional healthcare needs that need first aid are managed in line with the child's individual care plan.

NOTE: A risk assessment will take place to prevent an accident reoccurring and to take corrective action.

Policy and Procedure:

Measures to be taken to Prevent Accidents and Incidents or to prevent another accident, injury or incident occurring:

- A Safety Statement is prepared and reviewed on a regular basis and an annual risk assessment will be carried out.
- Daily risk assessments are carried out of the children's rooms, outdoor area, sanitary area and sleep room and a written record kept and open to inspection.
- Children will be adequately supervised in accordance with the recommended child/adult ratios dictated by the Child Care Act 1991 (Early Years Services) Regulations 2016.
- Each room is designed for easy and unobtrusive supervision by the staff at all times. Staff have an understanding of each child's developmental stage and of their behaviour so they can supervise appropriately
- Our staff know which children are present at any one time.
- We ensure that no child can leave the premises undetected.
- The main door is locked at all times.
- Only suitable and age-appropriate materials and equipment are available to children.
- All electrical sockets are fitted with safety covers.
- Furniture and equipment are arranged to minimise safety risks.
- Sun block protection will be used during hot weather; parents/guardians will be advised to provide a hat that covers the head, neck, ears.

Incidents and accidents will occur. By endeavouring to keep them at a minimum we can reduce the amount that occurs. Have a watchful eye. Know what the children in our care are doing at all times. Watch out especially for new children in a group as they are the most vulnerable.

Roster Requirements for People Trained in First Aid

We aim to follow the roster requirements as outlined by Tusla in relation to the First Aid Responder (FAR) Education and Training Standard established by the Pre-Hospital Emergency Care Council (PHECC).

- The number of people trained in first aid for children (FAR) and available for first aid response is based on the Service's risk assessment including the size of the Service and the hazards identified.
- At least one person is trained in first aid (FAR) and is available to the children while the Service is in operation.
- At least one person trained in first aid (FAR) is available to the children when on outings.
- A list of people trained in first aid (FAR) is available.
- In-date certification for each trained FAR is available.

Emergency Contact Details

Emergency medical assistance contact details are publicly displayed within the Service (Example a local doctor's number or a nearby hospital)

Recording of First Aid Care and Responses Provided

Care given in a first aid situation is documented in line with this policy on accidents and incidents.

First Aid Equipment

- First Aid boxes are restocked as required by the designated staff member after each use.
- A list of supplies that the first aid box must have is included in the first aid box.
- The first aid box contained appropriate first aid supplies for minor injuries to be treated within the service.
- Medicines, creams and ointments are kept out of reach of children and not stored in the first aid box.

The procedures to have in place in the event of an accident:

- The First Aid box is always fully equipped, easily identifiable and its location is known to all staff, so that it can be accessed following an incident or accident with a child attending the Service. Any substances, which may cause an allergy, will not be included.
- Medical supplies are checked regularly.
- A designated First Aider (certified) is on the premises at all times.
- Staff must wear protective clothing (disposable apron and gloves) to clean any bodily fluids or spillages.
- If a child is involved in an incident or accident, they will be taken into a quiet area, if possible.
- In the case of a serious accident, we have a local doctor on call, they will be called, and the child's parents/guardians contacted immediately, or we will call an ambulance. If parents cannot be reached, the emergency contact persons (as identified on the Child Registration Form) will be contacted.
- If the child has to go to the hospital immediately staff will accompany the child, if the ambulance personnel permit. The child's record will be taken to the hospital. Parents/guardians are responsible for all doctors or hospital fees where applicable.
- The staff member will not sign for any treatment to be carried out on the child in the hospital. The staff will wait with the child until the parent/guardian arrives.
- A risk assessment will be completed following any accident or incident

Reporting Accidents and Incidents:

- All accidents/incidents even minor ones are recorded in an accident record sheet, with details on how they are dealt with or treated.

Any of the following incidents must be notified to TUSLA within three days of the Service becoming aware of a notifiable event:

- (a) The death of a child while attending the Service. This includes the death of a child in hospital following transfer to hospital from the Service.
- (b) Diagnosis of a child attending the Service, an employee, unpaid worker, contractor or other person working in the service as suffering from an infectious

Young Explorers' Club Policies & Procedures January 2020

disease within the meaning of the Infectious Disease Regulations 1981(SI No 390 of 1981) and amendments.

<http://www.hpsc.ie/NotifiableDiseases/ListofNotifiableDiseases/>

- (c) Any incident which results in the Service being closed for a length of time.
- (d) A serious injury to a child while attending the Service that requires immediate medical treatment by a registered medical practitioner whether in a hospital or otherwise.
- (e) An incident which results in a child going missing from the Service.

A registered provider must notify the Early Years Registration Office First Floor, South East Wing, St Joseph's Campus, Mulgrave Street Limerick or ey.registration@TUSLA.ie of any of the incidents listed here in the Notification of Incidents Form contained at Appendix F

<http://www.tusla.ie/services/preschool-services/notification-of-incidents-form>

- A copy of the completed Accident and Incident Form must always be placed on the child's file.
- Parents/guardians will always be contacted and **informed immediately and without delay** of any injury or if a child is gone missing.
- Parents/guardians will be asked to sign off on the accident /incident report and will receive a copy.
- Records are accessible to all relevant staff in case of an emergency.
- All serious accidents will be reported to the Insurance Company.
- Records are kept on file for a minimum period of two years (as per early Years Regulations or longer if advised by the Insurance Company)
- Reports will be made to Tusla if there is a safeguarding issue
- Reports will be made to the Garda Síochána if staff or children are in danger or if a criminal offence has occurred
- The Health and Safety Authority if there is a workplace injury
- The Service's insurance company if appropriate.

Note: "a serious injury" is defined by TUSLA as an injury that requires immediate medical treatment by a registered medical practitioner whether in hospital or otherwise.

Accident and Incident Record and Investigation:

The accident and incident form should be fully completed with as much detail as possible. It is important that full names are used when referring to staff members and that the form is signed both by the person in charge and the parent/guardian.

Please see Appendix F: Tusla Notification of Incident Form

All accidents, injuries and incidents notified to the Early Years Inspectorate are investigated, managed and reported in line with the Service's accident, injury and incident policy and procedures.

All accidents and Incidents will be reviewed to effect change in practice, policy or procedure

Recommended Contents of First Aid Box and Kits:

Materials	First Aid Travel Kit Contents	First Aid Box Contents		
		1 - 10 people	11 - 25 people	26 - 50 people ¹
Adhesive plasters	20	20	20	40
Sterile eye pads (No.16 - bandage attached)	2	2	2	4
Individually wrapped triangular bandages	2	3	6	6
Safety pins	6	6	6	6
Individually wrapped sterile, unmedicated wound dressings Medium (No. 8) 10 x 8 cm)	1	2	2	4
Individually wrapped sterile unmedicated wound dressings Large (No. 9) 13 x 9 cm)	1	2	6	8
Individually wrapped sterile, unmedicated wound dressings Extra-large (No. 3) 28 x 17.5 cm)	1	2	3	4
Individually wrapped disinfectant wipes	10	10	20	40
Paramedic shears	1	1	1	1
Examination gloves (pairs)	3	5	10	10
Sterile water where there is no clear running water ²	2 x 20mls	1 x 500mls	2 x 500mls	2 x 500mls
Pocket face mask	1	1	1	1
Water-based burns dressing ³ - small (10 x 10 cm)	1	1	1	1
Water-based burns dressing - large	1	1	1	1
Crepe bandage (7cm)	1	1	2	3

¹ If more than 50 people are involved, supplies should be increased accordingly.

² If mains tap water is not readily available for eye irrigation, sterile water or sterile normal saline (0.9%) in sealed disposable containers should be provided. Each container should hold at least 20mls and should be discarded once the seal is broken. Eye baths, eye cups and refillable containers should not be used for eye irrigation due to risk of cross infection.

³ Where mains tap water is not readily available for cooling burnt area. The water-based burns dressing container should be CE marked.

Young Explorers' Club Policies & Procedures January 2020

In addition to a First Aid Box the Service may have a fever scan thermometer and a tough cut scissors.

Where mains tap water is not readily available for eye irrigation, sterile water or sterile normal saline (0.9%) in sealed disposable containers should be provided. Each container should hold at least 30ml and should not be re-used once the seal is broken. At least 90ml should be available.

Accessibility of First Aid Equipment:

- First Aid equipment is marked, easily recognisable and accessible to adults but inaccessible to children.
- A fully equipped first aid box is available within the Service in the following areas and situations:
 - In the Manager's office
 - In the Kitchen
 - In the Bathroom
 - On Outings
 - In any vehicle used to transport children

First Aid:

We will ensure that:

- At least one adult, qualified in giving First Aid, should always be present on site. This qualification should be current.
- All members of staff are familiar with simple First Aid procedures, such as mouth to mouth resuscitation, and for staff training to be given on this subject.
- First Aid boxes and a simple First Aid book should be provided and sited in designated areas.
- They should be stored in places which are easily available to all adults, but beyond the reach of children. Contents of the boxes should be checked regularly and replaced as necessary.
- The Service should have suitably equipped first aid boxes for adults and children.
- The First Aid box must not contain any substance which may cause allergies. However, an accessory box containing sticking plaster and antiseptic lotion for

Young Explorers' Club Policies & Procedures January 2020

children who, the Service knows are definitely not allergic to these substances may be kept. In addition, cotton wool for cleaning wounds and multi-purpose bowl are recommended.

- Eye bath/eye cup/refillable containers should not be used for eye irrigation.
- A list of what should be in the box is printed on the inside of the lid. All items removed from the box must be replaced immediately after use.

First Aid Officer Duties:

- We have a designated First Aid Officer.
- An Accident and Incident report must be filled in and kept in the First Aid file. All reports to be signed by the Manager.
- The First Aid Officer will supervise children who are under observation, as a result of accidents/sickness while on the premises.
- The First Aid Officer will keep an up to date list of contact numbers for parents/guardians, doctors and hospitals in an easily accessible place.
- The First Aid Officer will be responsible for re-stocking the First Aid kit at regular intervals, at least once a month.
- Report faulty electrical equipment immediately.
- Daily attendance records are kept.
- All flammable materials are safely stored outside of children's areas.

Carrying out First Aid:

- Antiseptic creams or wipes are never applied except those contained in the first aid box. To prevent an infection occurring, a band aid may be applied. Where this is the case please ensure that the band aid is the correct size. Please note that some children are allergic to band aids/plasters. This will be noted on their Registration Form.
- Disposable gloves must be worn when dealing with open wounds, vomit or blood. Always wash hands thoroughly after administering first aid.
- Tissue/cotton wool and water is used for all injuries. Never, ever, use soap on wound.
- Cold compresses are used for minor bumps, kicks, pinches, falls, scratches, where slight swelling and/or bruising may occur.

Young Explorers' Club Policies & Procedures January 2020

- Cold compresses are used for major bumps, bites, pinches, falls where swelling and bruising will occur. An ice pack can be found in the freezer compartment of the fridge in the kitchen. Ice packs should be replaced as they are used and when necessary.

First aid should be performed where possible away from other children. Ensure that the children being left, are left supervised. If this is not possible then first aid should be administered on the spot.

All staff members, (students, substitutes and auxiliary staff members exempt), should have a valid first aid certificate and should update this when necessary.

Choking and Strangulation:

Food, hard sweets, peanuts and marbles are the most common cause of choking. Blind cords, curtain cords or clothing (e.g. ribbons and belts) are a serious strangulation risk to children.

Dealing with a Child Choking (over 1 year):

1. Ask the child: Are you choking? Can you breathe?
 2. If the child cannot, breathe, talk or cough, stand or kneel behind the child. Start the Heimlich Manoeuvre by placing the flat thumb side of your fist between the child's navel and the breastbone. Be sure to keep well off the breastbone. Wrap your other hand around your fist and press upwards towards their stomach.
 3. Keep doing this until the object pops out and the child starts to breathe again.
 4. If the child becomes unresponsive, gently lower them to the floor. Call for help and send someone to dial 999 or 112. Stay on the phone and listen carefully to the advice.
- You must begin CPR (Cardiopulmonary Resuscitation).
 - If during CPR you can see the object, remove it with your fingers but do not place your fingers in the child's mouth if you cannot see the object.



Anaphylaxis: is a sudden and severe allergic reaction which can be fatal, requiring immediate medical emergency measures be taken.

The Service recognises that it has a duty of care to children who are at risk from life-threatening allergic reactions while under our supervision. The responsibility is shared among parents/guardians and health care providers

This policy is designed to ensure that children at risk are identified, strategies are in place to minimize the potential for accidental exposure, and staff and key volunteers are trained to respond in an emergency situation

While the Service cannot guarantee an allergen-free environment, the management will take reasonable steps to provide an allergy-safe and allergy-aware environment for a child with life-threatening allergies.

The Service will implement the following steps:

- A process for identifying an anaphylactic child.
- Keeping a record with information relating to the specific allergies for each identified anaphylactic child to form part of the child's Registration Form.
- A process for establishing an emergency procedure plan, to be reviewed annually, for each identified anaphylactic child to form part of the child's Registration Form.
- Procedures for storage and administering medications, including procedures for obtaining preauthorisation for employees to administer medication to an anaphylactic child.
- All incidents will be recorded and the process reviewed.

Anaphylaxis Procedures:

Description of Anaphylaxis

Signs and symptoms of a severe allergic reaction can occur within minutes of exposure to an offending substance. Reactions usually occur within two hours of exposure, but in rare cases can develop hours later. Specific warning signs as well as the severity and intensity of symptoms can vary from person to person and sometimes from reaction to reaction in the same persons.

Young Explorers' Club Policies & Procedures January 2020

An anaphylactic reaction can involve **any** of the following symptoms, which may appear alone or in any combination, regardless of the triggering allergen:

- **Skin:** hives, swelling, itching, warmth, redness, rash.
- **Respiratory (breathing):** wheezing, shortness of breath, throat tightness, cough, hoarse voice, chest pain/tightness, nasal congestion or hay fever-like symptoms (runny itchy nose and watery eyes, sneezing), trouble swallowing.
- **Gastrointestinal (stomach):** nausea, pain/cramps, vomiting, diarrhoea.
- **Cardiovascular (heart):** pale/blue colour, weak pulse, passing out, dizzy/light-headed, shock.
- **Other:** anxiety, feeling of "impending doom", headache, uterine cramps in females.

Because of the unpredictability of reactions, early symptoms should never be ignored, especially if the person has suffered an anaphylactic reaction in the past.

It is important to note that anaphylaxis can occur without hives.

If an allergic child expresses any concern that a reaction might be starting, the child should always be taken seriously. When a reaction begins, it is important to respond immediately, following instructions in the child's *Child Emergency Procedure Plan*. The cause of the reaction can be investigated later. The following symptoms may lead to death if untreated:

- Breathing difficulties caused by swelling of the airways.
- A drop in blood pressure indicated by dizziness, light-headedness or feeling faint/weak.

Identifying Individuals at Risk:

At the time of registration, parents/guardians are asked to report on their child's medical conditions, including whether their child has a medical diagnosis of anaphylaxis. Information on a child's life threatening conditions will be recorded and updated on the child's Registration Form annually. It is the responsibility of the parent/guardian to:

- Inform the Manager when their child is diagnosed as being at risk for anaphylaxis.

Young Explorers' Club Policies & Procedures January 2020

- In a timely manner, complete medical forms and the Child Emergency Procedure Plan which includes a photograph, description of the child's allergy, emergency procedures, contact information and consent to administer medication. The Child Emergency Procedure Plan should be posted in key areas such as in the child's playroom, the office, the feedback notebook etc., Parental permission is required to post or distribute the plan.
- Provide the Service with updated medical information at the beginning of each year and whenever there is a significant change related to their child.

Record Keeping – Monitoring and Reporting:

For each identified child, the Manager will keep a Child Emergency Procedure Plan on file. These plans will contain the following information:

- Child-Level Information
 - Name
 - Contact information
 - Diagnosis
 - Symptoms
 - Emergency Response Plan
- Service-Level Information
 - Emergency procedures/treatment
- GP section including the child's diagnosis, medication and GP signature.

Emergency Procedure Plans:

- The Manager must ensure that the parents/guardians and child (where appropriate), are provided with an opportunity to meet with designated staff, prior to the beginning of each year or as soon as possible to develop/update an individual Child Emergency Procedure Plan. The Child Emergency Procedure Plan must be signed by the child's parents/guardians and the child's GP. A copy of the plan will be placed in readily accessible, designated areas such as the playroom and office.

The Emergency Procedure Plan will include at minimum:

- The diagnosis.
- The current treatment regime.
- Who within the Service is to be informed about the plan – e.g. key workers, volunteers, playmates.;
- Current emergency contact information for the child's parents/guardians.;
- A requirement for those exposed to the plan to maintain the confidentiality of the child's personal health information.
- It is a parent's responsibility to inform the Service regarding any change/s in the child's condition.
- It is the Service's responsibility for updating the child's records.

Emergency Plans:

Management will consult with parent's, staff and the insurance company to decide on an appropriate emergency plan on a case by case basis to ensure that an appropriate course of action is taken for the child. The following two plans A and B will be used in consultation with parents/guardians and then an individual plan will be written up.

Parents/guardians will be required to sign a declaration that they are happy for the staff to follow the decided emergency plan. In the event of an emergency designated staff will follow the plans as decided by parents/guardians and management.

Emergency Procedure Plan:

We will use the following emergency procedure:

1. One staff member will administer the child's auto-injector (single dose) at the first sign of a reaction. The use of epinephrine for a potentially life-threatening allergic reaction will not harm a normally healthy child, if epinephrine was not required. Note time of administration.
2. **A second staff member will call emergency medical care 999, 112 or 911**
 - a. ***The service should identify who will do which task in each room.***
3. Contact the child's parent/guardian.

Young Explorers' Club Policies & Procedures January 2020

4. A second auto-injector may be administered within 10 to 15 minutes or sooner, after the first dose is given IF symptoms have not improved (i.e. the reaction is continuing, getting worse, or has recurred).
5. If an auto-injector has been administered, the child must be transported to a hospital (the effects of the auto-injector may not last, and the child may have another anaphylactic reaction).
6. One person stays with the child at all times.
7. One person goes for help or calls for help.

The Manager or designated staff must ensure that emergency plan measures are in place for scenarios where the child is off-site (e.g. bringing additional single dose auto-injectors on outings).

Provision and Storage of Medication:

The location(s) of child auto-injectors must be known to all staff members. Parents/guardians will be informed that it is the parents/guardians' responsibility:

- To provide the appropriate medication (e.g. single dose epinephrine auto-injectors) for their anaphylactic child.
- To inform the staff where the anaphylactic child's medication will be kept (i.e. with the child, in the child's playroom, and/or other locations).
- To inform the staff when they deem the child competent to carry their own medication(s) and it is their duty to ensure their child understands they must carry their medication on their person at all times.
- To provide a second auto-injector to be stored in a central, accessible, safe but unlocked location.
- To ensure anaphylaxis medications have not expired.
- To ensure that they replace expired medications.

Allergy Awareness, Prevention and Avoidance Strategies:

a) Awareness

The person in charge should ensure:

- That all the Service staff and persons reasonably expected to have supervisory responsibility of children receive training, in the recognition of a severe allergic

Young Explorers' Club Policies & Procedures January 2020

reaction and the use of single dose auto-injectors and standard emergency procedure plans.

- That all members of staff including substitute employees, employees on call, and volunteers have appropriate information about severe allergies including background information on allergies, anaphylaxis and safety procedures.
- With the consent of the parent, the person in charge and the staff must ensure that the child's playmates are provided with information on severe allergies in a manner that is appropriate for the age and maturity level of the child, and that strategies to reduce teasing and bullying are incorporated into this information.

Posters which describe signs and symptoms of anaphylaxis and how to administer a single dose auto-injector should be placed in relevant areas. These areas may include playrooms, office, staff room, lunchroom etc.

b) Avoidance/Prevention

Individuals at risk of anaphylaxis must learn to avoid specific triggers. While the key responsibility lies with the child's family, the Service must participate in creating an "allergy-aware" environment. Special care is taken to avoid exposure to allergy-causing substances. Parents/guardians are asked to consult with the staff before sending in food to playrooms where there are food-allergic. The risk of accidental exposure to a food allergen can be significantly diminished by means of such measures.

Non-food allergens (e.g. medications, latex) will be identified and restricted from playrooms and common areas where a child with a related allergy may encounter that substance.

Training Strategy:

A training session on anaphylaxis and anaphylactic shock will be held for all the staff. Efforts shall be made to include the parents/guardians, and children (where appropriate), in the training. Experts (e.g. public health nurses, trained occupational health and safety staff) will be consulted in the development of training policies and the implementation of training. Training will be provided by individuals trained to teach anaphylaxis management. The training sessions will include:

Young Explorers' Club Policies & Procedures January 2020

- Signs and symptoms of anaphylaxis.
- Common allergens.
- Avoidance strategies.
- Emergency protocols.
- Use of single dose epinephrine auto-injectors.
- Identification of at-risk children (as outlined in the individual Child Emergency Procedure Plan).
- Emergency plans.
- Method of communication with and strategies to educate and raise awareness of parents/guardians, children, employees and volunteers about anaphylaxis.

Additional Best Practice:

Participants will have an opportunity to practice using an auto-injector trainer (i.e. device used for training purposes) and are encouraged to practice with the auto-injector trainers throughout the year, especially if there is a have a child at risk in the Service's care. Children will learn about anaphylaxis as part of the curriculum if there is a child present with a nut allergy.

Signed: _____ **Date:** _____

Name:

Person responsible for approving the Policy

Appendix F: TUSLA NOTIFICATION OF INCIDENTS FORM



Child Care Act (Early Years Services) Regulations 2016

Part VIII, Article 31, Notification of Incident Form

Tusla ID No.:		Date of Notification	
Service Name and Address		Service Contact Number:	
Type of Service			
Full day care service	<input type="checkbox"/>	Pre-school service in a drop-in centre	<input type="checkbox"/>
Part-time day care service	<input type="checkbox"/>	Childminding service	<input type="checkbox"/>
Sessional pre-school service	<input type="checkbox"/>	Overnight service	<input type="checkbox"/>
Day of Event	Date of Event	Time of Event	Location of Event
Names of those present at time of incident:			

Type of Event Article 31			
Death of a Child in service	<input type="checkbox"/>	Irregular Closure of a centre	<input type="checkbox"/>
Death of a child in hospital /home following transfer from service	<input type="checkbox"/>	Serious Injury to a child	<input type="checkbox"/>
Diagnosed Infectious Disease Child	<input type="checkbox"/>	Child missing from service	<input type="checkbox"/>
Diagnosed Infectious Disease staff member	<input type="checkbox"/>	Child removed without consent from service	<input type="checkbox"/>

Sequence/chronology and description of the incident

Young Explorers' Club Policies & Procedures January 2020

Actions taken by the service to manage the incident

Actions taken by the service to manage the incident

Are there outstanding safety / risk matters to be addressed at the time of notification?

Notification Details				
Notified to	Yes	No	Date	Details
Parents/Guardians	<input type="checkbox"/>	<input type="checkbox"/>		
Ambulance	<input type="checkbox"/>	<input type="checkbox"/>		
Fire Services	<input type="checkbox"/>	<input type="checkbox"/>		
An Garda Síochána	<input type="checkbox"/>	<input type="checkbox"/>		
EHO	<input type="checkbox"/>	<input type="checkbox"/>		
HSE Public Health	<input type="checkbox"/>	<input type="checkbox"/>		
Registered provider (if offsite)	<input type="checkbox"/>	<input type="checkbox"/>		

Young Explorers' Club Policies & Procedures January 2020

Service Incident Report	
Has the service completed a separate incident report?	Name and contact details of person who wrote incident report?

Declaration (To be Completed by Person in Charge)	
I confirm that the information contained in this notification is accurate and correct	
Signature:	
Print Name:	
Date:	

Property of Young

Club

18. INFECTION CONTROL

Document Title:	Infection Control
Unique Reference Number:	018
Document Author:	Young Explorers Club
Document Approved:	Bart Siniarski
Person(s) responsible for developing, distributing and reviewing Policy	Bart Siniarski
Person responsible for approving Policy	Bart Siniarski
Method of communication of policies to staff (email / hard copy / induction training)	Available online through "Family"
Method of communication of policies to parents/guardians (full policies via email, hard copy)	Hard copy available in the service
Date the Document is Effective From:	January 2020
Date of policy update:	19/04/2021 – added COVID-19 related information
Scheduled Review Date:	Annually
Number of Pages:	31

This policy has been communicated to parents/guardians and staff.

Relevant staff know the requirements and have a clear understanding of their roles and responsibilities in relation to this policy.

Relevant staff have received training on this policy.

Statement of Intent:

It is our aim to minimise the spread of infection for staff and children through the implementation of controls which reduce the transmission and spread of germs. We aim to promote and maintain the health of children and staff through the control of infectious illnesses.

(with references from: Health Protection Surveillance Centre, Preschool and Child Care Facility Subcommittee, Management of Infectious Disease in Child Care Facilities and Other Child Care Settings)

Policy and Procedure:

It is the policy of the Service to:

- Protect children attending the service from the transmission of any kind of infection;
- Protect persons working in the Service from the transmission of any kind of infection.
- To build infection control into the Service's programme of activities.
- To use signage such as hand washing signs and nose blowing signs which are beneficial to adults and child friendly.

Breakout of Illness/Diseases

In the event of an outbreak of any infectious disease, all parents will be verbally informed. A dated notice informing all parents of any infectious disease outbreak, will be displayed on the notice board / on the front door

Reporting/Recording of illness:

A contingency plan is in place should an outbreak of an infectious disease occur. All staff roles and responsibilities regarding reporting procedures are clearly defined. Staff will report any infectious illness to the Manager.

The Manager will report an outbreak of any infectious disease to the HSE Preschool Environmental Health Officer and the Public Health Department.

The Manager will record all details of illness reported to them by staff or reported by parents of a child attending the Service. These details will include the name, symptoms, dates and duration of illness.

Notifiable Diseases

The following will be notified to TUSLA within three days of the Service becoming aware of a notifiable event:

Diagnosis of a preschool child attending the service, an employee, unpaid worker, contractor or other person working in the service as suffering from an infectious

Young Explorers' Club Policies & Procedures January 2020

disease within the meaning of the Infectious Disease Regulations 1981(SI No 390 of 1981) and amendments

When to contact the local Department of Public Health

- If there is a concern about a communicable disease or infection, or advice is needed on controlling them.
- If there is a concern that the number of children who have developed similar symptoms is higher than normal.
- If there is an outbreak of infectious disease in the service.
- To check whether to exclude a child or member of staff
- Before sending letters to parents/guardians about an infectious disease.

The Manager will also report an outbreak of any infectious disease to the HSE Preschool Environmental Health Officer and the Public Health Department.

The Manager will record all details of illness reported to them by staff or reported by parents of a child attending the Service. These details will include the name, symptoms, dates and duration of illness.

Exclusion:

Exclusion guidelines as recommended apply in the case of all suspected infectious conditions. These guidelines are contained in our policies and procedures and displayed in the Service.

- Parents/guardians will be informed should staff, children or visitors to the Service report the presence of any contagious condition to the Manager. Unwell children and staff will be excluded from the Service until the appropriate exclusion period for that illness is finished.
- Arrangements are in place to provide relief cover while staff are on sick leave.

Any child or adult with symptoms of an infectious illness will be asked not to attend the Service until they are no longer infectious. The management of the Service will ensure all areas of the premises are thoroughly disinfected, including play areas, toilets, toys and all equipment.

Young Explorers' Club Policies & Procedures January 2020

Infectious illness can cause significant ill health among young children and can be transmitted by direct or indirect contact including:

- Contact with infected people or animals.
- By infecting oneself with the body's own germs.
- By hand to mouth transmission.
- By the air / by insects, pests, animals.
- Indirect transmission e.g. toys, door handles, toilets, floors, table tops etc.
- By direct – person to person.

Reporting/Recording of Illness:

- Staff and parents/guardians must report any infectious illness, or similar, to the Manager.
- Manager (or nominated person) will record the outbreak on an Incident Form and report an outbreak to TUSLA/ Environmental Health Officer and the Public Health Department.
- Manager will record all details of illness reported to them by staff or reported by parents/guardians of a child attending the Service. These details will include the name, symptoms, dates and duration of illness.

Exclusion from the Service:

- We advise parents and staff that sick children or adults should not attend
- Children and staff will be excluded from the Service based on the time frames outlined in the exclusion table [APPENDIX G]
- A doctor's certificate may be required for certain conditions to ensure they are no longer contagious before children or staff return to the Service.
- In the event of an outbreak of any infectious disease, all parents/guardians will be verbally informed. A dated notice informing all parents/guardians of any infectious disease outbreak will be displayed on the notice board.

To ensure the safety and health of all our children and staff those who have any of the following conditions will be excluded from the Service:

- Acute symptoms of food poisoning/gastro-enteritis.
- An oral temperature over 38 degrees which cannot be reduced.

Young Explorers' Club Policies & Procedures January 2020

- A deep, hacking cough.
- Severe congestion.
- Difficulty breathing or untreated wheezing.
- An unexplained rash (see exclusion list also).
- Vomiting (48 hours from last episode).
- Diarrhoea (48 hours from last episode).
- Lice or nits – [see Head Lice Policy in Infection Control Policy]
- An infectious /contagious condition.
- A child that complains of a stiff neck and headache with one or more of the above symptoms.

Immunisations:

- We encourage parents/guardians to vaccinate their children
- All children must provide up to date record of immunisations (Appendix H Immunisations). This should contain dates of immunisations. Where dates are not available all attempts to get these should be recorded.
- Staff in the service will be immunised against infectious diseases.
- Where children attending the Service are not immunised the Service requires the parents/guardians to complete a disclaimer in the form set out in Appendix I which also confirms that children may be required to be excluded in the event of a Where Staff working in the Service are not immunised the Service requires such staff members to complete a disclaimer in the form set out in Appendix J
- breakout of disease

Hand Hygiene:

Hand Washing is the single most effective way of preventing the spread of infection; its purpose is to remove or destroy germs that are picked up on the hands.

Hand washing signs will be on display at all wash-hand basins

Children's hand washing will always be supervised by staff

Staff are required to follow proper hand washing and drying techniques, and this will form part of induction and on-going training

Staff must wash their hands:

Before:

- The start of the work shift.
- Eating, smoking, handling/preparing food or assisting/feeding a child.
- Preparing meals, snacks and drinks (including babies' bottles).
- Nappy Changing/personal care.

After:

- Using the toilet or helping a child to use the toilet.
- Nappy changing/handling potties
- Playing with or handling items in the playground – e.g. toys, sand, water.
- Handling secretions e.g. from a child's nose or mouth, from sores or cuts.
- Cleaning up vomit or faeces.
- Handling or dealing with waste.
- Removing disposable gloves and/or aprons.
- Handling pets/pet litter, animals/cages/animal soil, etc.
- Cleaning the service
- Washing/Handling of soiled clothes
- Coughing and sneezing
- When hands are dirty

Children should hand wash and be supervised doing so:

Before:

- Eating

After:

- Using the toilet
- Nappy changing
- Playing with or handling items in the playground
- Handling secretions
- Handling or dealing with waste.
- Handling pets/pet litter, animals/cages/animal soil, etc. [if applicable]
- Coughing and sneezing
- When hands are dirty

Hand washing should be performed as follows:

- Wet hands under warm running water to wrist level.
- Apply liquid soap. Lather it evenly covering all areas of the hands for at least 10 seconds. Include the thumbs, fingertips, palms and in between the fingers, rubbing backwards and forwards at every stroke (see hand washing technique).
- Rinse hands off thoroughly under warm running water.
- Dry with paper towel using a patting motion to reduce friction, taking special care between the fingers.
- Use the disposable paper towel that has been used to dry the hands to turn off taps.
- Dispose of the disposable paper towel in a waste bin using the foot pedal to avoid contaminating hands that have just been washed.
- Staff should provide assistance with hand washing at a sink for infants who can be safely cradled in one arm and for children who can stand but not wash their hands independently.
- A child who can stand should either use a child-size sink or stand on a safety step at a height at which the child's hands can hang freely under the running water.
- After assisting the child with hand washing, the employee should wash his or her own hands.



Facilities for Hand Washing:

We provide the following:

- Wash hand basins with hot and cold running water. The hot water is controlled at a maximum of 43 degrees C.
- Paper hand towels and liquid soap.

Alcohol-based Hand Rub/Gels:

When soap and running water are not readily available, for example on a field trip or excursion, an alcohol-based hand rub/gel may be used (the alcohol content should be at least 60%). The alcohol-based hand rub must be applied vigorously over all hand surfaces. Alcohol based hand rubs are only effective if hands are not visibly dirty, if hands are visibly dirty then liquid soap and water should be used. It is safe to let children use alcohol-based hand rubs/gels, but it is important to let children know that it should not be swallowed. Supervision is vital. It is also important to store it safely so children cannot get access to it without an adult. The alcohol content of the product generally evaporates in 15 seconds so after the alcohol evaporates it is safe for children to touch their mouth or eyes. Water is not required when using an alcohol rub/gel. **Alcohol based hand rubs/gels are not a substitute for hand washing with soap and running water.**

Respiratory Hygiene (Coughing and Sneezing):

Everyone should cover their mouth and nose when coughing and sneezing to prevent germs spreading. In addition:

- A plentiful supply of disposable paper tissues should be readily available for nose wiping.
- Foot operated pedal bins that are lined with a plastic bag should be provided for disposal of used/soiled tissues.
- Cloth handkerchiefs should not be used.
- A different tissue should be used on each child and staff must wash their hands after nose wiping.
- Children and staff should be taught to cover their mouth when they cough or sneeze and to wash their hand afterwards.
- Everyone (staff and children) should put their used tissues in a bin and wash their hands after contact with respiratory secretions.

Young Explorers' Club Policies & Procedures January 2020

- Outdoor activities should be encouraged when weather permits.
- Cots or sleeping mats should be spaced at least a half metre apart.

Nose Blowing Procedure:

Tissues are available always and children will be taught the following etiquette for nose blowing.

1. Get a tissue
2. Fold it in half
3. Blow nose gently
4. Wipe nose clean
5. Throw tissue away in bin
6. Wash hands
7. Staff supporting children to clean their nose must wash their hands before and after helping them.



Nappy Changing: [see also separate policy on nappy changing]

To Prevent cross-contamination

Hygienic nappy changing practice is important to prevent germs being transmitted to other children, staff and to the surrounding environment:

- Changing mats are waterproof, have an easily cleanable cover and are in good repair with no breaks and tears
- The nappy changing procedure will be on display in the nappy changing area

Young Explorers' Club Policies & Procedures January 2020

- Staff undertaking nappy changes should not be involved in the preparation, cooking or serving of food. If this is unavoidable, staff should wear appropriate disposable gloves and aprons and wash their hands.
- Ensure all the equipment is at hand and that your hands are clean before starting.
- Single use disposable gloves must be worn, i.e. powder free synthetic vinyl or latex gloves.
- Ensure creams and lotions are not shared between children. Creams and lotions for each child should be individually labelled
- Dispose of nappies and gloves by placing in a leak proof, cleanable and sealable/airtight container.
- Non-disposable nappies should be double bagged and placed directly into plastic bags to give to parents.
- Solid faecal matter may be disposed of into the toilet.
- Never rinse or wash non-disposable nappies because the risk of splashing may cause germs to spread to staff or children.
- Clean and dry the changing mat after each use.
- If soiled, clean, then disinfect using a disinfectant, (according to manufacturer's instructions), rinse and dry after use.
- All surfaces must be cleaned and disinfected daily (including nappy changing unit and surrounding surfaces).
- Staff must always wash their hands after every nappy change using warm water and liquid soap.
- Hands should be dried by means of single use disposable paper towels.
- The changing mats must be checked on a regular basis and discarded if cover is torn or cracked.

Cleanliness and Hygiene:

To prevent cross-contamination:

- Toys and other play materials are not allowed into the toilet area.
- Individual combs, hairbrushes, toothbrushes are clearly labelled with the child's name and not shared.
- Sunhats are stored separately
- Aprons and paper-towels are in dispensers and not openly left on shelves

Young Explorers' Club Policies & Procedures January 2020

- Gloves and aprons are used to clean up bodily fluids
- Soothers are stored separately and sterilised regularly
- Cots and sleeping mats are placed 50cm apart
- Detergents and disinfectants are used correctly according to manufacturer's instructions
- The premises will be maintained in a clean, hygienic state throughout the day and a cleaning record is kept.
- Staff are responsible for the materials and equipment used and ensure they are clean, hygienic and safe always.
- Children will be encouraged to care for their environment.
- Cleaning routines and procedures are in place and are closely monitored and recorded.
- Disposable cloths will be used for all cleaning purposes and discarded regularly.

Toilets and Potties: [see Toileting Policy]

To prevent cross-contamination:

Toilet areas are cleaned frequently during the day in accordance with the cleaning schedule and immediately if soiled. Attention paid to toilet seats, toilet handles, door handles and wash hand basins, especially taps.

- Each child is assigned their own potty OR parents may supply a potty to the Service for their child. The potty will be returned to the parent at the end of each day.
- Potties are emptied carefully into the toilet and cleaned with hot water and detergent, wiped over with a disinfectant and dried thoroughly using disposable paper towels.
- Separate cloths are used for cleaning the toilet and wash hand basin to reduce the risk of spreading germs from the toilet to the wash hand basin.
- Trainer seats are thoroughly cleaned and disinfected after each use.

Spillages of Body Fluids: (e.g. urine, faeces or vomit)

To prevent cross-contamination:

- Put on disposable plastic apron and gloves.
- Use absorbent disposable paper towels or kitchen towel roll to soak up the spillage.

Young Explorers' Club Policies & Procedures January 2020

- Clean the area using warm water and a general-purpose neutral detergent, use a disposable cloth.
- Apply a disinfectant to the affected surface.
- Dry the surface thoroughly using disposable paper towels.
- Dispose of soiled/sodden paper towels, gloves, apron and cloths in a manner that prevents any other person coming in contact with these items e.g. bag separately prior to disposal into a general domestic waste bag.
- Wash and dry hands thoroughly.
- Change clothing that is soiled immediately.

Blood Spillages:

To prevent cross-contamination:

- Put on disposable plastic apron and gloves.
- Use absorbent disposable paper towels or kitchen towel roll to soak up the spillage.
- Apply a disinfectant to the affected surface. It should be left in contact with the surface for at least two minutes (check the manufacturer's instructions).
- Wash the area thoroughly with warm water and a general-purpose neutral detergent and dry using disposable paper towels.
- Dispose of soiled/sodden paper towels, gloves, apron and cloth in a manner that prevents any other person coming in contact with these items e.g. bag separately prior to disposal into a general domestic waste bag.
- Wash and dry hands thoroughly.
- Change clothing that is soiled immediately.

Dealing with Cuts and Nose Bleeds:

To prevent cross-contamination:

When dealing with cuts and nose bleeds, staff should follow the Service's first aid procedure. They should:

- Put on disposable gloves and apron.
- Stop the bleeding by applying pressure to the wound with a dry clean absorbent dressing.
- Place a clean dressing on the wound and refer the child for medical treatment if needed, e.g. stitches required or bleeding that cannot be controlled.

Young Explorers' Club Policies & Procedures January 2020

- Once bleeding has stopped, dispose of the gloves and apron safely immediately in a manner that prevents another person coming in contact with the blood, i.e. bag separately prior to disposing into general domestic waste bag.
- Wash and dry hands.

Children who are known to be HIV positive or Hepatitis B positive should not be treated any differently from those who are not known to be positive. Intact skin provides a good barrier to infection and staff should always wear waterproof dressings on any fresh cuts or abrasions on their hands. Staff should always wash their hands after dealing with other people's blood even if they have worn gloves or they cannot see any blood on their hands.

Gloves:

Wear disposable gloves when dealing with blood, body fluids, broken/grazed skin and mucous membranes (e.g. eyes, nose, mouth). This includes activities such as:

- Nappy changing.
- Cleaning potties.
- Cleaning up blood – e.g. after a fall or a nosebleed.
- General cleaning.
- Handling waste.

Gloves should be single use and well fitting.

Change gloves:

- After caring for each child.
- After doing different care activities on the same child.
- Wash hands after gloves are removed.

Remember gloves are not a substitute for hand washing.

Types of Gloves:

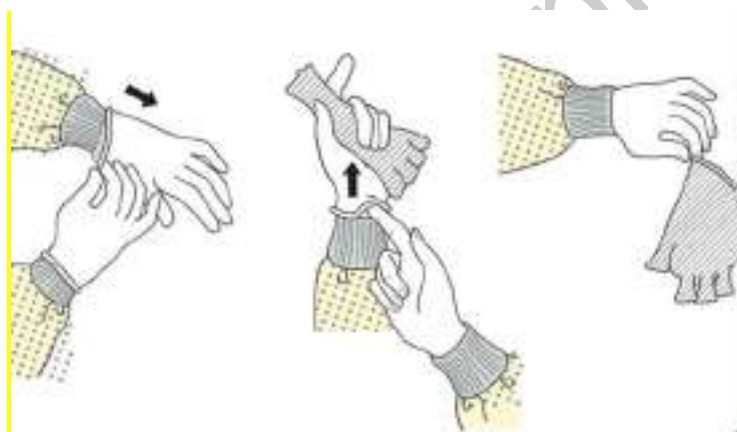
- Disposable non-powdered latex or nitrile gloves are recommended. Synthetic vinyl gloves may also be used but users should be aware that gloves made of natural rubber latex or nitrile have better barrier properties and are more suitable for dealing with spillages of blood or body fluids.

Young Explorers' Club Policies & Procedures January 2020

- Gloves should conform with the European Community Standard (CE marked).
- Polythene gloves are not recommended as these gloves tear easily and do not have good barrier properties.
- Latex free gloves should be provided for staff or children who have latex allergy.

How to Remove Gloves:

- Peel the first glove back from the wrist.
- Turn the glove inside out as it is being removed.
- Remove the glove completely and hold in the opposite hand.
- Remove the second glove by placing a finger inside the glove and peeling it back. Pull the glove off over the first glove.
- The outside surface of the glove should not be touched.
- Hand washing should be performed following glove removal.



Source: US Centers for Disease Control and Prevention

Aprons:

Wear a disposable apron if there is a risk of blood or body fluids splashing onto skin or clothing, for example during activities such as cleaning up spillages of body fluids (e.g. blood, vomit, urine) or dealing with nose bleeds. Change aprons after caring for individual children. Wash hands after removing the apron. Aprons should be disposable, single use and water repellent. The apron should cover the front of the body from below the neckline to the knees. Cloth aprons or gowns are not recommended. Remove the apron by breaking the neck ties first, then break the ties at the back and roll up the apron without touching the outer (contaminated) surface. If gloves and an apron are worn remove the gloves first followed by hand washing.

Baby Feeding Equipment:

- Bottles, teats and bottle brushes are washed thoroughly before sterilising.
- Feeding equipment is sterilised using a sterilising solution (which is changed daily and mixed according to manufacturers' instructions) or steam steriliser.

Food and Kitchen Hygiene:

Germs can be spread in many ways while working with foods in the kitchen. In order to prepare food hygienically, it is important to ensure that a high standard of personal hygiene is maintained in conjunction with effective cleaning of food preparation areas and equipment. This is necessary in addition to careful handling, preparation, cooling etc. of food.

Unless unavoidable, those staff involved in toileting children or nappy changing should not be involved in food handling. Where this situation is inescapable, care workers should change their outer clothing and wash their hands thoroughly prior to handling food.

Perishable food is kept in a refrigerator at temperatures of between 0 and 5 degrees

Note: Do not leave perishable food at room temperature for more than two hours. Perishable food brought from home, including sandwiches, should be kept in a fridge or cool place below 5°C.

If food is left at room temperature for more than 2 hours, it will be discarded

Cleaning:

Cleaning is essential in the prevention of infection. Thorough cleaning followed by drying will remove large numbers of germs but does not necessarily destroy germs. Deposits of dust, soil and microbes on environmental surfaces have been implicated in the transmission of infection. Routine cleaning with household detergents and warm water is considered to be sufficient to reduce the number of germs in the environment to a safe level. **A "clean as you go" policy is currently in place:**

Young Explorers' Club Policies & Procedures January 2020

- Play surfaces are cleaned, rinsed and dried before use or when visibly soiled.
- Routine cleaning is accomplished using warm water and a general-purpose neutral pH detergent.
- Manufacturer's instructions are always followed when using detergents and disinfectants with regard to the use of personal protective clothing and dilution recommendations.
- We do not guess measurements and always use a measure. Extra measures will not kill more bacteria or clean better – it will damage work surfaces, make floors slippery and give off unpleasant odours.
- Water is changed frequently as dirty water is ineffective for cleaning.
- Disinfecting surfaces are then rinsed.
- Toilets, sinks, wash hand basins and surrounding areas are cleaned when required at least twice daily.

Laundry:

- Linen used for cots and sleep mats are washed after each use / at the end of each week. Each child has their own linen.

Cleaning Cloths:

- Disposable cleaning cloths are used.

Toys and Equipment:

In order to reduce the risk of cross infection, all toys are cleaned on a regular basis (i.e. as part of a routine cleaning schedule) and toys that are shared are cleaned between uses by different children.

Outings to Farms or Zoos:

Before the visit:

- Contact the farm or zoo being visited to discuss visit arrangements and ensure that adequate infection control measures are in place.
- Be satisfied that the pet farm/zoo is well managed, and precautions taken to reduce the risk of infection to visitors.

Young Explorers' Club Policies & Procedures January 2020

- Ensure that hand washing facilities are adequate, accessible to small children, with running hot and cold water, liquid soap, disposable paper towels, clean towels or air dryers and waste containers.
- Ensure that all supervisors understand the need to make sure the children wash, or are helped to, wash their hands after contact with animals.

During the visit:

- Children are well supervised at all times.
- Any cuts and grazes are covered with a waterproof plaster.
- Hands are washed with warm running water and dried thoroughly after contact with animals/animal's feed, before eating and drinking, using the toilet and leaving the farm. Children will require supervised hand washing.
- Children do not eat or drink anything while touring the farm.
- Children only eat in the designated areas.
- Children do not put fingers in their mouths or the mouths of animals.
- Children wear appropriate clothing, including sturdy shoes or boots but not sandals.
- Visitors do not drink from taps unless specifically labelled as drinking water.
- Visitors do not touch compost, animal waste and, after any accidental contact, should wash their hands thoroughly.
- Since boots and clothes can become contaminated during the visit, children will wash their hands after removing the clothes and boots and before doing anything else (e.g. eating). Dirty boots will be cleaned with hot water and detergent. Footwear will be changed or cleaned before leaving and then hands washed.
- Pregnant staff members will not handle sheep or new-born lambs at the visit.
- If a member of the group shows signs of illness (e.g. vomiting and/or diarrhoea) after a farm/zoo visit, they are advised to visit their GP and explain that they have had recent contact with farm animals.
- If two or more members are ill, please follow the above action. The Manager will also contact their local Department of Public Health, as further action may be necessary.

Children's Rooms:

- Checklists are posted on the wall of the room and must be checked daily. All staff will also receive their own personal weekly rota, to be signed off.
- Staff are responsible for keeping their rooms clean and tidy.
- All room environments must be clean always. Toys, games and work equipment must be placed on the shelves in an orderly fashion at all times.
- During the day the room should be ventilated regularly.

Animals. Poultry and Fish

- Hand washing and drying procedures are adhered to before and after handling animals, pets, poultry and fish.
- All animals, pets, poultry and fish are managed in accordance with required and appropriate instructions for their care.
- Children are not allowed unsupervised access to animals, pets, poultry and fish.
- Animal, pet, poultry vaccination and health care are in accordance with veterinary advice.

If A Child Becomes Ill When Attending the Service:

- Parents/guardians will be informed of our concerns and procedures we are taking and will be asked to collect their sick child. We may need to call a GP or use emergency services.
- If a parent cannot be reached the next named on the emergency list will be contacted.
- If a child's temperature is raised it will be monitored, recorded and medication administered, if required.
- We advise that sick children must be kept at home.

Risk Assessment

Our risk assessments as part of our Health and Safety Statement

There are three basic steps to completing a risk assessment:

- Look at the hazards
- Assess the risks
- Decide on the control measures and implement them.

The findings of the risk assessment process will be recorded in our safety statement. We will involve our employees, along with any safety representatives, in this process.

COVID-19

Action plan for dealing with children and staff who become ill with symptoms of COVID-19

INTRODUCTION

The aims of this policy are:

- To promote and maintain the health of the children and staff of this service.
- To provide guidelines to parents/carers as users of the service about the attendance of children or staff who become ill with symptoms of COVID 19 and to keep the incidence of infectious illnesses reduced to a minimum.
- To help differentiate between minor and more infections and to give guidance in the prevention and management of infectious disease.

DEFINITIONS

Coronavirus (COVID-19) COVID-19 is a new illness that can affect your lungs and airways. It's caused by a virus called coronavirus.

It can take up to 14 days for symptoms of coronavirus (COVID-19) to appear. They can be similar to the symptoms of cold and flu.

Common symptoms of coronavirus include:

- a fever (high temperature - 38 degrees Celsius or above)
- a cough - this can be any kind of cough, not just dry
- shortness of breath or breathing difficulties
- loss or change to your sense of smell or taste – this means you've noticed you cannot smell or taste anything, or things smell or taste different to normal
- runny nose

Symptoms	Coronavirus Symptoms range from mild to severe	Flu Abrupt onset of symptoms	Cold Gradual onset of symptoms
Fever or chills	Common	Common	Rare
Cough	Common (usually dry)	Common (usually dry)	Mild
Shortness of breath	Common	No	No
Lost or changed sense of smell or taste	Common	Rare	Rare
Fatigue	Common	Common	Sometimes
Aches and pains	Common	Common	Common
Sore throat	Sometimes	Sometimes	Common
Headaches	Sometimes	Common	Rare
Runny or Stuffy Nose	Sometimes	Sometimes	Common
Feeling sick or vomiting	Rare	Sometimes	No
Diarrhoea	Rare	Sometimes in children	No

Young Explorers' Club Policies & Procedures January 2020

Sneezing	No	No	Common
----------	----	----	--------

Coronavirus (COVID-19) is spread in sneeze or cough droplets.

You could get the virus if you:

- come into close contact with someone who has the virus and is coughing or sneezing
- touch surfaces that someone who has the virus has coughed or sneezed on and bring your unwashed hands to your face (eyes, nose or mouth)

How long the virus can survive on surfaces

Common household disinfectants will kill the virus on surfaces. Clean the surface first and then use a disinfectant.

Coronavirus can survive for:

- up to 72 hours on plastic and stainless steel
- less than 4 hours on copper
- less than 24 hours on cardboard

ACTION PLAN

If a child or staff member is in the childcare facility at the time that they feel unwell and develop symptoms

- If a child develops all symptoms of acute respiratory infection including cough, fever, or shortness of breath while in the care facility, a staff member will need to take them to the place that is planned for isolation. This should be a room if possible but if that is not possible it should be in a place 2m away from others in the room.
- Call their parent or guardian and ask them to collect their child as soon as possible
 - ✓ Remember the virus is spread by droplets and is not airborne so the physical separation is enough to reduce risk of spread to others even if they are in the same room.
 - ✓ A staff member caring for a child waiting for pick-up will need to be prepared to have contact with the child as necessary. The childcare worker should wear a mask. Staff members may prefer to wear gloves in this situation although they are not strictly necessary as the virus does not pass through skin. Whether gloves are worn or not it is essential to avoid touching your own nose, mouth or eyes while caring for a symptomatic child and to perform hand hygiene. If gloves are used, you must perform hand hygiene immediately after removal and safe disposal of gloves.
- If a staff member develops symptoms of acute respiratory infection including cough, fever or shortness of breath while in the care facility ask them to go home without delay and contact their GP by telephone.

Young Explorers' Club Policies & Procedures January 2020

- ✓ They should remain 2 m away from others if possible.
- ✓ They should avoid touching people, surfaces and objects and be advised to cover their mouth and nose with a disposable tissue when they cough or sneeze and put the tissue in the bin.
- ✓ If you don't have any tissues available, they should cough and sneeze into the crook of their elbow.
- ✓ If they can tolerate doing so, they should wear a surgical mask.
- ✓ If they must wait, then they should do so in an office or other area away from others.
- ✓ If they need to use toilet facilities they should wipe contact surfaces clean and clean their hands after attending the toilet.

- In an emergency, call the ambulance, and explain that the child or staff member is unwell with symptoms of COVID-19.

- The room will need to be cleaned and contact surfaces disinfected once they leave.

- If they need to go to the bathroom whilst waiting for medical assistance, they should use a separate bathroom if available and it needs to be cleaned and contact surfaces disinfected before use by others.

What to do if there is a suspected or confirmed case of COVID-19 in your childcare setting

- All individuals with symptoms of COVID-19 should contact their GP for further advice.
- If the doctor arranges testing for them, they (or their parent) will be contacted by Public Health to identify anyone who has been in contact with them during the period when they were likely to have been infectious.
- The childcare setting will then be contacted by local Public Health staff of the HSE to discuss the case, identify people who have been in contact with them and advise on any actions or precautions that should be taken.
- An assessment of each childcare setting where this may occur will be undertaken by HSE public health staff.
- Advice on the management of children and staff who came into contact with the case will be based on this assessment.
- The HSE Public Health staff will also be in contact individually with anyone who has been in contact with the case to provide them with appropriate advice.
- Advice on cleaning of communal areas such as classrooms, changing rooms and toilets is outlined later in this document.
- Symptomatic people should self-isolate and arrange to get tested for COVID-19.
- Confirmed COVID-19 cases should continue to self-isolate at home for a minimum of 14 days and should not return to the childcare setting until they are advised that it is safe to do so.

Young Explorers' Club Policies & Procedures January 2020

- Close contacts of a confirmed case should go home and restrict their movements for 14 days. They should not attend the childcare facility during that time. They will be offered testing for COVID-19 and will need to stay away from the childcare centre for 14 days even if the virus is not detected on the tests. This is because some people who are infected do not have a positive test at the time the test was taken.

PRACTICES AND PROCEDURES

Advice on how to clean childcare settings where there were children, or staff with suspected or confirmed COVID-19

Droplets carrying the virus that causes COVID-19 can fall from the air on to surfaces such as table tops, toys, and other things that we touch. If people contaminate their hands while sneezing or coughing they may contaminate surfaces by touching them. A person may become infected when they touch a contaminated object or surface and they then touch their own mouth, nose or eyes. For example, someone may touch a contaminated door handle and then rub their eyes or put something in their mouth. The virus cannot grow on surfaces but it can survive if they are not cleaned. The virus gradually dies off over time and under most circumstances, the amount of infectious virus on any contaminated surfaces is likely to have decreased significantly by 72 hours.

Regular cleaning of frequently –touched hard surfaces and of hands will therefore help to reduce the risk of infection.

Once a person with suspected COVID-19 is identified in a childcare setting all surfaces that the person has been in contact with should be cleaned and disinfected.

General tips for cleaning/disinfecting rooms where a child or staff member with suspected or confirmed COVID-19 was present

- Once the room is vacated, the room should not be reused until the room has been thoroughly cleaned and disinfected and all surfaces are dry.
- Disinfection only works reliably on things that are clean. When disinfection is required it is always as well as cleaning never instead of cleaning.
- The person assigned to clean the area should avoid touching their face while they are cleaning and should wear household or disposable single use non-sterile nitrile gloves and a disposable plastic apron (if one is available).
- Clean the environment and the furniture using disposable cleaning cloths and a household detergent followed by disinfection with a chlorine based product such as sodium hypochlorite (often referred to as household bleach). Chlorine based products are available in different formats including wipes. Alternatively use a two in one process of cleaning and disinfection with a single product for example certain wipes.
- If you are not familiar with chlorine based disinfectants then please refer to the HPSC Management of Infectious Diseases in Schools available at <https://www.hpsc.ie/az/lifestages/schoolhealth/>

Young Explorers' Club Policies & Procedures January 2020

- Pay special attention to frequently touched flat surfaces, the backs of chairs, couches, door handles and any surfaces or items that are visibly soiled with body fluids.
- Once the room has been cleaned and disinfected and all surfaces are dry, the room can be put back into use.
- Carpets (if present) do not require special cleaning unless there has been a spillage however for ease of cleaning, it is preferable to avoid carpets in areas of a childcare facility where children are cared for.

Cleaning of communal areas if a person is diagnosed with COVID-19

- If a child or adult diagnosed with COVID-19 spent time in a communal area like a play area or sleeping area or if they used the toilet or bathroom facilities, then these areas should be cleaned with household detergent followed by a disinfectant (as outlined above) as soon as is practicably possible.
- Pay special attention to frequently touched sites including door handles, backs of chairs, taps of washbasins, toilet handles. Once cleaning and disinfection have been completed and all surfaces are completely dry, the area can be put back into use.

Laundry if a person is diagnosed with COVID-19

- Laundry for example from cots should be washed at the highest temperature that the material can stand.
- Items can be tumble dried and ironed using a hot setting/ steam iron if required.
- Household/rubber gloves can be worn when handling dirty laundry and items should be held away from your clothing. The gloves can be washed prior to removal and dried for reuse. Hands should be washed thoroughly with soap and water after removing the gloves
- If gloves are not available, hands should be washed thoroughly after handling laundry.

Managing rubbish if a person is diagnosed with COVID-19

- All personal waste including used tissues and all cleaning waste should be placed in a plastic rubbish bag.
- The bag should be tied when it is almost full and then place it into a second bin bag and tied.
- Once the bag has been tied securely it should be left somewhere safe. The bags should be left for three days before collection by the waste company.

Key Good Practice Points for Staff Members

- Do not attend for work if you have symptoms of respiratory virus infection.
- Avoid touching your eyes, nose and mouth, respiratory viruses need access to these body sites in order to cause infection.
- Clean your hands regularly using an alcohol-based hand rub (if hands are not visibly soiled) or by washing with soap and water.
- Observe respiratory hygiene and cough etiquette for example when coughing and sneezing, cover your mouth and nose with a tissue. Discard the tissue immediately into a closed bin and clean your hands with alcohol-based hand rub or soap and water.
- If you do not have a tissue cough into your upper arm or the crook of your elbow -do not cough into your hand.

Signed: _____ **Date:** _____

Name:

Person responsible for approving the Policy

APPENDIX G: EXCLUSIONS

This is minimum exclusion periods as recommended by the HSE. The Service may impose longer periods if it has a concern

Chickenpox:	Until scabs are dry; this is usually 5-7 days after the appearance of the rash.
Conjunctivitis:	Exclusion of affected children until they recover, or until they have had antibiotics for 48 hours.
Diarrhoea:	48 hours from last episode.
Diphtheria:	Very specific exclusion criteria apply and will be advised on by the Department of Public Health.
Food poisoning:	Until authorised by GP.
Glandular Fever:	Exclusion is not necessary.
Haemophilus Influenzae Type B: (Hib)	Children with the disease will be too ill to attend the service. Contacts do not need to be excluded.
Hand, Foot and Mouth Disease:	While the child is unwell, he/she should be kept away from Service. If evidence exists of transmission within the day centre exclusion of children until the spots have gone from their hands may be necessary.
Head Lice:	Exclusion is not necessary [if treated]
Hepatitis A: (Yellow Jaundice, Infectious Hepatitis):	Recommended while the child feels unwell, or until 7 days after onset of jaundice, whichever is later.
Hepatitis B: (Serum Hepatitis)	Children will be too ill to attend the Service and families will be given specific advice about when their child is well enough to return.
Impetigo:	Until lesions are crusted and healed, or 24 hours after commencing antibiotics.
Influenza and Influenza-like Illness: (Flu and ILI)	Remain at home for 7 days from when their symptoms began. Children should not re-attend the Service until they are feeling better and their temperature has returned to normal.
Living with HIV/AIDS:	Exclusion is not necessary.
Measles:	Exclude the child while infectious i.e. up to 4 days after the rash appears.

Young Explorers' Club Policies & Procedures January 2020

Meningitis:	Children with the disease will be too ill to attend the Service. Contacts do not need to be excluded.
Meningococcal Disease:	Children with the disease will be too ill to attend the Service. Contacts do not need to be excluded.
Molluscum Contagiosum:	Exclusion is not necessary.
MRSA: (Meticillin-Resistant Staphylococcus aureus)	Children/infants known to carry staphylococcus aureus (including MRSA) on the skin or in the nose do not need to be excluded from the Child Care setting. Children who have draining wounds or skin sores producing pus will only need to be excluded from a Child Care setting if the wounds cannot be covered or contained by a dressing and/or the dressing cannot be kept dry and intact.
Mumps:	The child should be excluded for 5 days after the onset of swelling.
Pediculosis (lice):	Until appropriate treatment has been given
Pharyngitis/Tonsillitis:	If the disease is known to be caused by a streptococcal (bacterial) infection the child or member of staff should be kept away from the Service until 24 hours after the start of treatment. Otherwise a child or member of staff should stay at home while they feel unwell.
Polio:	Very specific exclusion criteria apply and will be advised on by the Department of Public Health.
Poliomyelitis:	Until declared free from infection by GP
Pneumococcus:	Children with the disease will be too ill to attend the Service. Contacts do not need to be excluded.
Respiratory Syncytial Virus:	Children who have RSV should be excluded until they have no symptoms and their temperature has returned to normal. Contacts do not need to be excluded.
Ringworm:	Children need not be excluded from Service once they commence treatment.
Rubella: (German Measles)	For 7 days after onset of the rash and whilst unwell.
Scabies:	Not necessarily once treatment has commenced.

Young Explorers' Club Policies & Procedures January 2020

Scarlet fever:	Once a patient has been on antibiotic treatment for 24 hours they can return to the Service, provided they feel well enough.
Shingles:	Until scabs are dry.
Slapped Cheek Syndrome:	An affected child need not be excluded because he/she is no longer infectious by the time the rash occurs.
Temperature:	Over 38 degrees
Tetanus: (Lockjaw)	Children with the disease will be too ill to attend the Service. Contacts do not need to be excluded.
Tuberculosis (TB):	Recommendations on exclusion depend on the particulars of each case, e.g. whether the case is "infectious" or not. The Department of Public Health will advise on each individual case.
Typhoid and Paratyphoid:	Very specific exclusion criteria apply; the local Department of Public Health will advise.
Viral Meningitis:	Children with the disease will usually be too ill to attend the Service. Contacts do not need to be exclude.
Vomiting:	48 hours from last episode of vomiting
Whooping Cough: (Pertussis)	The child is likely to be too ill to attend the Service and should stay at home until he/she has had 5 days of antibiotic treatment or for 21 days from onset of illness if no antibiotic treatment.
Worms:	Exclusion is not necessary.
Verrucae:	Exclusion is not necessary.

Young Explorers' Club Policies & Procedures January 2020

APPENDIX H: VACCINATION SCHEDULE:

Preschool immunisation schedule for children born since July 2008

Age to Vaccinate:	Type of Vaccination:
At birth (Note: BCG no longer given since October 2016)	BCG tuberculosis vaccine (given in maternity hospitals or a HSE clinic)
At 2 months Free from your GP	6 in 1 <ul style="list-style-type: none"> • Diphtheria • Tetanus • Whooping cough (Pertussis) • Hib (Haemophilus influenzae B) • Polio (Inactivated poliomyelitis) • Hepatitis B PCV (Pneumococcal Conjugate Vaccine)
At 4 months Free from your GP	6 in 1 <ul style="list-style-type: none"> • Diphtheria • Tetanus • Whooping cough (Pertussis) • Hib (Haemophilus influenzae B) • Polio (Inactivated poliomyelitis) • Hepatitis B Men C (Meningococcal C)
At 6 months Free from your GP	6 in 1 <ul style="list-style-type: none"> • Diphtheria • Tetanus • Whooping cough (Pertussis) • Hib (Haemophilus influenzae B) • Polio (Inactivated poliomyelitis) • Hepatitis B Men C (Meningococcal C) PCV (Pneumococcal Conjugate Vaccine)
At 12 months Free from your GP	MMR (Measles, Mumps, Rubella) PCV (Pneumococcal Conjugate Vaccine)
At 13 months Free from your GP	Men C (Meningococcal C) Hib (Haemophilus influenzae B)
At 4 - 5 years Free in school or from your GP	4 in 1 <ul style="list-style-type: none"> • Diphtheria • Tetanus • Whooping cough (Pertussis) • Polio (Inactivated poliomyelitis) MMR (Measles, Mumps, Rubella)
At 11 - 14 years Free in school	Td <ul style="list-style-type: none"> • Diphtheria • Tetanus
At 12 years (1st year second level school) Girls only Free in school	HPV (Human Papillomavirus)

APPENDIX I: DISCLAIMER TO BE SIGNED BY PARENTS WHERE CHILDREN ARE NOT VACCINATED

NAME OF CHILD: _____

CHILD'S DOB: _____

I have decided that my child will not be vaccinated according to the HSE recommended schedule.

I understand that in a group childcare setting the consequences may include:

- Contracting the illness that the vaccine is designed to prevent
- Transmitting the disease to others
- I understand that if there is a disease breakout this may necessitate my child staying at home. This will only be done with advice from a medical practitioner and in the best interest of all children.

All information regarding your child remains confidential

Date:

Signed: _____

Parent/Guardian

APPENDIX J: DISCLAIMER TO BE SIGNED BY A STAFF MEMBER WHO IS NOT VACCINATED

NAME OF STAFF MEMBER: _____

I have decided not to be vaccinated according to the HSE recommended schedule.

I understand that in a group childcare setting the consequences may include:

- Contracting the illness that the vaccine is designed to prevent
- Transmitting the disease to others
- I understand that if there is a disease breakout this may necessitate my staying at home. This will only be done with advice from a medical practitioner and in the best interest of all children **AND OTHER STAFF MEMBERS**

Signed: _____

Name of Staff Member

APPENDIX K: SPECIFIC DISEASES

Head Lice:

Head lice can be a common problem in preschool children. Head lice crawl and require head to head contact for transmission. It is our policy to be proactive and manage the treatment. Parents/guardians have a responsibility to adhere to all our recommendations, working together to address this common health concern.

- Parents/guardians have the primary responsibility for the detection and treatment of head lice.
- Parents/guardians must check their child's head regularly, even if they don't suspect their child has head lice.
- All cases must be reported to the person in charge. Parents/guardians must state when appropriate treatment was commenced.
- Parents/guardians will be informed and advised on the correct procedures to take.
- Notification will be displayed on the parents' notice board and information given if required.
- Confidentiality will be adhered to in every case reported.
- We suggest children with long hair should have it tied back.
- There are a variety of effective preparations, shampoos and lotions available. It is vital that parents/guardians follow instructions accurately.

It is important to remember that anyone can get head lice, however infestation is more likely among small children due to nature of how they play. Head lice do not reflect standards of hygiene either in the home or preschool environment

Meningitis and Meningococcal:

Both these diseases are most common in children, there are over 150 cases reported per year in this age group in Ireland (Meningitis Trust). Although relatively rare, the speed at which children become ill and the dramatic and sometimes devastating course of events make it a terrifying disease. Having a good knowledge and understanding of meningitis and being able to recognise the signs and symptoms early as well as getting medical attention quickly, may save lives. Although cases can occur throughout the year, the majority of cases occur during the winter months. Meningitis

is an inflammation of the membranes that surround and protect the brain and spinal cord. The most common germs that cause meningitis are viruses and bacteria:

Viral Meningitis is rarely life threatening, although it can make people very unwell. Most people make a full recovery, but sufferers can be left with aftereffects such as headaches, tiredness and memory loss.

Bacterial Meningitis can be life threatening and needs urgent medical attention. Most people who suffer from bacterial meningitis recover but many can be left with a variety of aftereffects and one in ten will die.

Signs and Symptoms:

Meningitis and septicaemia (blood poisoning) are not always easy to recognise and symptoms can appear in any order. Some may not appear at all. In the early stages, the signs and symptoms can be similar to many other more common illnesses, for example flu. Trust your instincts. If you suspect meningitis or septicaemia, get medical help immediately. Early symptoms can include fever, headache, nausea (feeling sick), vomiting (being sick), and muscle pain, with cold hands and feet. A rash that does not fade under pressure (see 'The Glass (tumbler) Test' below) is a sign of meningococcal septicaemia. This rash may begin as a few small spots anywhere on the body and can spread quickly to look like fresh bruises.

The spots or rash are caused by blood leaking into the tissues under the skin. They are more difficult to see on darker skin, so look on paler areas of the skin and under the eyelids. The spots or rash may fade at first, so keep checking.

However, if someone is ill or is obviously getting worse, do not wait for spots or a rash to appear. They may appear late or may not appear at all.

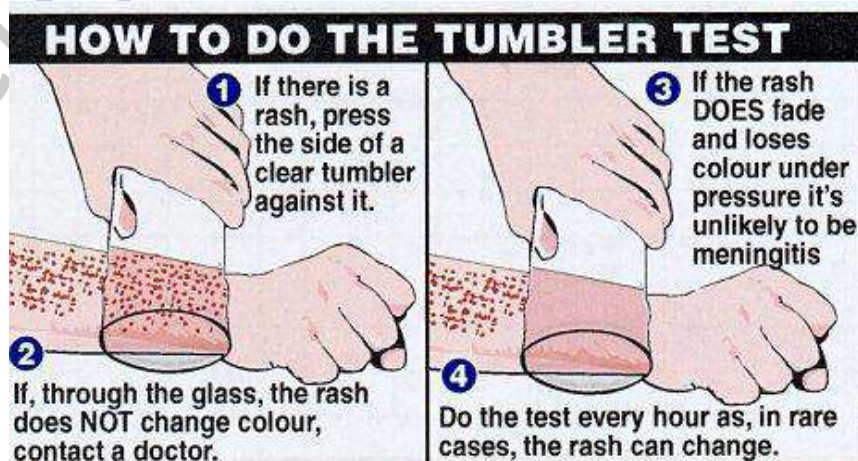
Spots or a rash will still be seen when the side of a clear drinking glass is pressed firmly against the skin.

A fever, together with spots or a rash that do not fade under pressure, is a medical emergency.

Trust your instincts. If you suspect meningitis or septicaemia, get medical help immediately.

Procedure for Managing a Suspected Case of Meningitis:

- If a member of staff suspects that a child is displaying the signs and symptoms of meningitis the child's doctor or our doctor on call will be contacted immediately and the child's parents/guardians called.
- If a GP is not available, the child will be taken straight to the nearest A and E department. A member of staff will escort the child to hospital if the parent is unavailable.



Procedure when a case of Meningococcal Disease (Meningitis and /or Septicaemia) Occurs within an Early Years' service:

- The public health team will usually issue a letter to other parents/guardians to inform them of the situation. The aim of this letter is to give information about, reduce anxiety and prevent uninformed rumours.
- Meningitis literature (out-lining signs and symptoms) will be provided for parents/guardians by the public health team. The Meningitis Trust can provide further information and support free of charge.
- Antibiotics will be offered to persons considered to be 'close contacts. These are usually immediate family members or 'household' contacts. Antibiotics are given to kill off the bacteria that may be carried in the back of the nose and throat: this reduces the risk of passing the bacteria on to others. In certain situations, a vaccine may also be offered. These actions are coordinated by the public health team.
- There is **no reason** to close the Child Care service.
- There is **no need** to disinfect or destroy any equipment or toys that the child has touched.

The likelihood of a second case of meningococcal disease is extremely small. However, if two or more suspected cases occur within four weeks in the same Child Care facility, then antibiotics may be offered to all children and staff, on the advice from the public health doctor. During this time staff and parents should remain vigilant. Parents/guardians are advised to contact their GP if they are concerned or worried that their child is unwell.

For more information, www.meningitis-trust.ie or 24-hour helpline 1800 523196

Hand, Foot and Mouth:

Hand, Foot and Mouth (HFMD) is a viral illness that causes fever, painful blisters in the throat and mouth, and sometimes on the hands, feet and bottom. HFMD is often confused with foot-and-mouth (also called hoof-and-mouth) disease, a disease of cattle, sheep, and swine; however, the two diseases are not related—they are caused by different viruses. Humans do not get the animal disease, and animals do not get the human disease.

Young Explorers' Club Policies & Procedures January 2020

The viruses that cause it are called Coxsackie viruses that live in the human digestive tract. Several types of this family of viruses can cause Hand, Foot and Mouth so unfortunately you can get it more than once. These viruses are usually passed from person to person through unwashed hands and via surfaces which have viruses on them. They can also be spread by coughing. It is more common to catch them from someone when they are in the early stages of their illness. Although anyone is at risk of becoming infected, children are generally more susceptible. HFMD is more common in summer and autumn and there is no immunisation.

Symptoms:

- The disease usually begins with a fever, poor appetite, malaise (feeling vaguely unwell), and often with a sore throat.
- One or 2 days after fever onset, painful sores usually develop in the mouth. They begin as small red spots that blister and then often become ulcers. The sores are usually located on the tongue, gums, and inside of the cheeks.
- A non-itchy skin rash develops over 1–2 days. The rash has flat or raised red spots, sometimes with blisters. The rash is usually located on the palms of the hands and soles of the feet; it may also appear on the buttocks and/or genitalia.
- A person with HFMD may have only the rash or only the mouth sores.

How Hand, Foot, and Mouth Disease Is Spread:

- Infection is spread from person to person by direct contact with infectious virus. Infectious virus is found in the nose and throat secretions, saliva, blister fluid, and stool of infected persons. The virus is most often spread by persons with unwashed, virus-contaminated hands and by contact with virus-contaminated surfaces.
- Infected persons are most contagious during the first week of the illness.
- The viruses that cause HFMD can remain in the body for weeks after a patient's symptoms have gone away. This means that the infected person can still pass the infection to other people even though he/she appears well. Also, some persons who are infected and excreting the virus, including most adults, may have no symptoms.
- HFMD is not transmitted to or from pets or other animals.

Treatment of HFMD:

There is no specific treatment and antibiotics are not effective as it is a viral infection. Most children with HFMD recover completely after a few days resting at home. Plenty of fluids help. Any fever or discomfort can be helped with a children's pain relief such as Calpol.

Prevention of HFMD:

A specific preventive for HFMD is not available, but the risk of infection can be lowered by following good hygiene practices.

- Hand washing is the mainstay of prevention of transmission and control of outbreaks. Children and carers should wash their hands before eating or preparing food, after using the toilet or especially after changing nappies, after contact with an ill child, after contact with animals and whenever hands are visibly soiled. (See Infection Control Policy)
- Cleaning dirty surfaces and soiled items, including toys, first with soap and water and then disinfecting them by cleansing with a solution of chlorine bleach (made by adding 1 part of bleach to 4 parts water)
- Avoiding close contact (kissing, hugging, sharing eating utensils or cups, etc.) with persons with HFMD
- **Children should be kept away from the Service whilst unwell. If evidence exists of transmission within the Service, exclusion of children until the spots have gone from their hands may be necessary.**

Note: HFMD is communicable immediately before and during the acute stage of the illness, and perhaps longer as the virus may be present in the faeces for weeks.

The incubation period is 3 to 6 days and the condition may last from 7 to 10 days.

19. INTIMATE AND PERSONAL CARE

Document Title:	Intimate and Personal Care
Unique Reference Number:	019
Document Author:	Young Explorers Club
Document Approved:	Bart Siniarski
Person(s) responsible for developing, distributing and reviewing Policy	Bart Siniarski
Person responsible for approving Policy	Bart Siniarski
Method of communication of policies to staff (email / hard copy / induction training)	Available online through "Family"
Method of communication of policies to parents/guardians (full policies via email, hard copy)	Hard copy available in the service
Date the Document is Effective From:	January 2020
Scheduled Review Date:	Annually
Number of Pages:	3

This policy has been communicated to parents/guardians.

Relevant staff know the requirements and have a clear understanding of their roles and responsibilities in relation to this policy.

Relevant staff have received training on this policy.

Statement of intent:

- To safeguard the rights and promote the welfare of children and young people.
- To assure parents/guardians that staff are knowledgeable about personal care and that their individual concerns are considered.

Definitions:

'Intimate Care' can be defined as care tasks of an intimate nature, associated with bodily functions, bodily products and personal hygiene, which demand direct or indirect contact with, or exposure of, the sexual parts of the body.

Young Explorers' Club Policies & Procedures January 2020

'Personal Care' generally carries more positive perceptions than intimate care. Although it may often involve touching another person, the nature of this touching is more socially acceptable as it is less intimate and usually has the function of helping with personal presentation and hence is regarded as social functioning.

These tasks do not invade conventional personal, private or social space to the same extent as intimate care and are certainly more valued as they can lead to positive social outcomes for people.

Children may require help with eating, drinking, washing, dressing etc.

Procedure:

- Staff will work with parents/guardians and children to establish a preferred procedure for supporting the children in our care with their personal and intimate care.
- Where possible a staff member or the child's key person is responsible for undertaking the care of an individual child. When this is not possible a staff member who is known to the child will take on that responsibility.
- Children are always asked by the member of staff caring for them, for permission to assist them and children who want to perform their own care are encouraged to do so with adult support when appropriate.
- Children will be cared for with dignity and respect for their privacy.
- Children will be encouraged to wash their own hands, brush their teeth and comb hair where relevant.
- Clean aprons and bibs are available for the children to use as required

Bottle Feeding Guide:

- Staff must wash their hands.
- The bottle must be warmed by standing it in a jug of warm water or a bottle warmer should be used.
- **A microwave must not be** used to warm as this can cause 'hot spots' and burn a baby's mouth.
- A bottle is cooled by standing it in a jug of cold water.

Young Explorers' Club Policies & Procedures January 2020

- A baby's nappy should be changed if necessary - following correct procedure.
- Staff should collect together everything needed, tissues, bib etc.
- The flow and temperature of the milk should be tested on the staff member's wrist.
- The staff member should sit comfortably in a chair- a small baby may need to be supported on a cushion. (if back or shoulder ache is experienced the staff member should adjust their position and relax their shoulders).
- A baby's lips should be touched gently with the bottle teat and placed in the open mouth. (A baby should never be forced to their mouth).
- The bottle should be angled so the milk fills the teat.
- The baby should be allowed to feed at their own pace.
- A baby will often need frequent breaks for winding, an older baby will probably only need one break. A baby should be held baby on the staff member's shoulder or support in a sitting position with their hand under the chin and gently rub the back. A cloth should be placed on the staff member's shoulder or hand as a precaution as babies often are a little.
- Unfinished milk must be thrown away.
- Change nappy again as necessary.

Signed: _____ **Date:** _____

Name:

Person responsible for approving the Policy

20. NAPPY CHANGING

Document Title:	Nappy Changing
Unique Reference Number:	020
Document Author:	Young Explorers Club
Document Approved:	Bart Siniarski
Person(s) responsible for developing, distributing and reviewing Policy	Bart Siniarski
Person responsible for approving Policy	Bart Siniarski
Method of communication of policies to staff (email / hard copy / induction training)	Available online through "Family"
Method of communication of policies to parents/guardians (full policies via email, hard copy)	Hard copy available in the service
Date the Document is Effective From:	January 2020
Scheduled Review Date:	Annually
Number of Pages:	5

This policy has been communicated to parents/guardians.

Relevant staff know the requirements and have a clear understanding of their roles and responsibilities in relation to this policy.

Relevant staff have received training on this policy.

(With references from: Health Protection Surveillance Centre, Preschool and Child Care Facility Subcommittee, Management of Infectious Disease in Child Care Facilities and Other Child Care Settings)

Statement of Intent:

The Service aims to ensure that nappies are changed in a caring and hygienic manner in a way agreed with the parents/guardians.

Policy and Procedure:

- In the interests of health and safety and best practice staff should ensure that when this procedure is taking place there are always two staff or at least another adult in full view of the procedure.
- Separate nappy changing facilities are provided.
- Rooms are equipped with disposable gloves/aprons for the staff and they must use a fresh pair of gloves for every nappy change.
- Each child has a designated storage facility which is labelled and includes their own nappies, wipes/cotton wool and barrier creams such as Vaseline or Sudocrem.
- There is no cross use of any of the creams, in the event that a spare nappy is borrowed it is documented on the nappy changing record and a replacement is given as soon as it is available. In the event that any supplies run out, parents/guardians are notified immediately or ideally in advance to say that supplies are running low. Parents/guardians are asked to replace or replenish these supplies as quickly as possible.
- A record of all nappy changes is kept on a daily basis for each child on the nappy changing record sheet and recorded in the child's communication book (daily diary).
- Nappies will be checked every 2 hours or more often as necessary. A child should never be left in an uncomfortable situation and nappies should be changed as regularly as a child's comfort and hygiene demands. Children will be told they are being taken to the nappy changing area.
- Staff should follow the nappy changing rota and ensure that adequate staff ratios are adhered to.
- Staff will be sensitive to the child's needs and will treat the child with respect and dignity at all times.
- Staff should interact (sing and chat) and reassure the child appropriately during the nappy change.
- All staff are aware of manual handling procedures when lifting children. These procedures are on display in the nappy changing area.
- All Staff will be trained in hygienic nappy changing procedures.
- Staff undertaking nappy changes must not be involved in food preparation.
- Changing mats will be checked weekly for tears and replaced as necessary.

Young Explorers' Club Policies & Procedures January 2020

- The changing mat area will be cleaned **before** and **after** each nappy change with anti-bacterial cleaner and dried with a paper towel.
- The nappy changing room is cleaned and checked at regular intervals throughout the day and this is documented on the cleaning chart.
- Nappy bins will be emptied at regular intervals. Bins will always be emptied at the end of every day.
- Staff will report to the Manager immediately after the nappy change if the child is unduly upset or if they have any concerns or notice any marks, rashes bruising etc.

Children will never be left unattended. If required another staff member is always available to provide assistance.

Facilities:

- The nappy changing facilities do not communicate with any occupied room or food room, except by means of a hall, corridor, ventilated lobby or ventilated space.
- The facility is provided with adequate ventilation either naturally via openable windows or by means of mechanical ventilation.
- The surfaces of the area (i.e. worktop surfaces, walls, floor and ceiling) are smooth, durable and easy to clean.
- There is one nappy changing unit (wash hand basin and changing mat) provided for every ten children in nappies.
- Each wash hand basin has running cold and hot water, disposable liquid soap (ideally wall mounted) and paper towel dispensers. A pedal bin is provided for the disposal of paper towels.
- Mixer taps are hands free such as wrist, elbow, knee-operated or automatic sensor taps.
- Changing mats are waterproof, have an easily cleanable cover and in a good state of repair, i.e. no breaks or tears.
- Single use disposable gloves are available at the unit i.e. powder free synthetic vinyl or latex gloves.
- Appropriate shelving/safe storage is provided to accommodate all necessary nappy changing equipment, i.e. gloves, individual children's nappy supplies and creams/lotions.

Young Explorers' Club Policies & Procedures January 2020

- Nappies and gloves are disposed of by placing in a leak proof, cleanable and sealable/airtight container.

Procedure for Changing a Nappy:

Hygienic nappy changing practice is important to prevent germs being transmitted to other children, staff and to the surrounding environment:

- Staff undertaking nappy changes should not be involved in the preparation, cooking or serving of food. If this is unavoidable, staff should wear appropriate disposable gloves and aprons and wash their hands.
- Staff should ensure that they have all the equipment at hand and that their hands are clean before they start.
- Single use disposable gloves must be worn, i.e. powder free synthetic vinyl or latex gloves.
- Ensure creams and lotions are not shared between children. Creams and lotions for each child should be individually labelled.
- Nappies and gloves are disposed of by placing in a leak proof, cleanable and sealable/airtight container.
- Non-disposable nappies are double bagged and placed directly into plastic bags to give to parents. Solid faecal matter is disposed of into the toilet.
- Never rinse or wash non-disposable nappies because the risk of splashing may cause germs to spread to staff or children.
- Clean and dry the changing mat after each use. If soiled, clean, then disinfect using a chlorine-based disinfectant, (according to manufacturer's instructions), rinse and dry after use. All surfaces must be cleaned and disinfected daily (including nappy changing unit and surrounding surfaces).
- Staff must always wash their hands before and after every nappy change using warm water and liquid soap. Hands should be dried by means of single use disposable paper towels.
- The changing mats are checked on a regular basis and discarded if cover is torn or cracked.

Young Explorers' Club Policies & Procedures January 2020

Changes and abnormalities to be reported to parents/guardians and recorded:

- Any change in colour, frequency or consistency of stools.
- Green stools (may indicate under or over feeding, or infection).
- Blood.
- Watery stools and unpleasant smell.
- Passing urine less frequently.
- Urine which is dark in colour (may be due to dehydration).
- Baby has difficulty in opening the bowels or produces stools which are small and hard.
- Baby cries when opening the bowels.
- Nappy rash.

Signed: _____ **Date:** _____

Name:

Person responsible for approving the Policy

21. SAFE SLEEP

Document Title:	Safe Sleep
Unique Reference Number:	021
Document Author:	Young Explorers Club
Document Approved:	Bart Siniarski
Person(s) responsible for developing, distributing and reviewing Policy	Bart Siniarski
Person responsible for approving Policy	Bart Siniarski
Method of communication of policies to staff (email / hard copy / induction training)	Available online through "Family"
Method of communication of policies to parents/guardians (full policies via email, hard copy)	Hard copy available in the service
Date the Document is Effective From:	January 2020
Scheduled Review Date:	Annually
Number of Pages:	16

This policy has been communicated to parents/guardians.

Relevant staff know the requirements and have a clear understanding of their roles and responsibilities in relation to this policy. Relevant staff have received training on this policy.

Statement of Intent:

This service will ensure every effort is taken to ensure that age and stage appropriate rest and sleep facilities are available within our service. Staff should be made aware of the infant's usual sleeping environment and practices. Children will never be forced to sleep, and their own choices and routine will dictate their sleep times. All staff working in this service, will receive training on our **Safe Sleep Practices**. Our safe sleep practices will be regularly reviewed, and all new staff will be made aware of this policy at their induction.

Children's Individual Requirements

Young Explorers' Club Policies & Procedures January 2020

- Each child's comfort is provided for and there are appropriate opportunities to meet each child's needs for sleep, rest and relaxation
- The lighting in the sleep and rest rooms is reduced but only to a level where the staff can still conduct direct visual checks.

Children Under 2 Years

The sleep facilities for children aged less than 2 years depends on the number of children to be catered for.

- There is a separate sleep room for children aged less than 2 years **unless** there are no more than 6 children being cared for in on room. In such case, the sleep area can be in the same room with certain conditions in place.
- Where a maximum of 6 children aged less than 2 years are cared for in a room, the sleep room area for these children can be accommodated in the same room if the space measurement for each child less than 2 years is a minimum 4.2 square meters.
- The sleep area is quiet and restful, away from activity, movement and noise.
- The sleep room temperatures are kept between 16°C and 20°C.
- All children up to the age of 2 years within the service have access to and sleep in a standard cot unless the child has a history of climbing out over the cot - in which case a floor bed or mat is safer.
- Staff can easily move around the cot to provide for the children's care needs.
- A documented risk assessment on an individual child is completed if a child is identified as being likely to climb out of the cot.
- The number of cots provided within the Service is appropriate to the number of children within the service and the service type. The following table applies:

Child's Age (approximately)	Number of Cots
18 Months - 2 Years	`Cots available for half the children in this age range

- All cots used by the Service for children under 2 years:

Young Explorers' Club Policies & Procedures January 2020

- Are in good condition;
- Have a recognised safety standard;
- Have cot bars less than 6 cm apart (round) or less than 7.5 cm apart (flat);
- Have at least 50 cm between the top of the mattress and the top of the cot;
- Have no footholds in the sides or cut-outs in the end of the cot;
- are positioned away from potential risks (e.g. windows, curtains, blinds, direct sunlight, heated radiators)
- The cot mattresses used by the service are:
 - clean;
 - laid flat and not elevated;
 - the correct size and fit;
 - firm;
 - covered with waterproof material;
 - in good condition;
 - easy to clean and disinfect;
 - well aired and dry;
 - have a gap between the mattress and the sides of the cot that is less than 2.5 cm;
 - have a recognised safety standard.
- Individual bed linen (sheets and blankets) is provided to each child.
- The linen is laundered after each use unless it is reserved for the sole use of that child.
- Appropriate separate storage is available for:
 - unused clean linens;
 - linens that are not laundered after each use;
 - dirty linens waiting laundering.

Children Over 2s

- Children have a quiet space to enjoy unstructured, quiet activities of their choice or have a **rest** with soft seating and matting areas to sit or lie down (e.g. look at a book, listen to music, guided mediation)
- Children needing **sleep** during the 3.5 hour session have access to a low level bed or mat;

Young Explorers' Club Policies & Procedures January 2020

- We have a dedicated cozy area within the setting which is conducive to the above.
- Each child needing sleep is provided with an individual sleep mat or child bed (camp bed, stackable bed, mats) positioned in a way that allows easy access around each mat or bed.
- Beds and mats meet recognised safety standards.
- Sleep mats are cleaned between uses.
- Children aged 2 and over are offered a pillow at rest or sleep time.
- Children aged 2 and over can sleep on sleep mats or beds in the pre-school room where they are normally accommodated once the needs of all the children in the room are met.
- If there is only one room available, quiet activities are organised in another section of the room for children who are not sleeping or resting (e.g. jigsaws, colouring)

Items Prohibited for Sleeping Children

The following items are not used as a sleep facility by the Service:

- a. car seats, buggies, strollers and infant carriers;
- b. inflatable mattresses, inflatable beds or waterbeds;
- c. beanbags;
- d. couches, sofas, settees and chairs;
- e. travel cots or portable cots;
- f. bunk cots or stackable cots;
- g. pillows and cushions as a base to sleep on,

Slings

Where slings are used, the baby must be positioned solidly against the adult's body, in an upright position, with the baby's chin off their chest ensuring that their airway is free for ease of breathing.

Safe Sleep Practices:

- The Safe Sleep Checklist will be displayed in the sleep room.
- We risk assess the area daily.
- A No Smoking sign will be displayed in the sleep room.

Young Explorers' Club Policies & Procedures January 2020

- Infants will always be placed on their backs to sleep with their feet to the foot of the cot. Their heads will be uncovered
- If the infant is less than six months old and it is observed that they have turned onto their tummy, they should be gently re-turned onto their back.
- Do not place a hat on an infant's head when putting them down to sleep unless it has specifically been recommended for medical reasons.
- Ensure the bedclothes are firmly tucked in and no higher than just under the infant's shoulders, so that they can't wriggle down under the covers.
- All infants (under two) should be placed in a standard cot to sleep. The Child Care Act 1991 (Early Years Services) Regulations 2016 **does not permit** beanbags, chairs, bouncers and sofas as a sleep surface as all increase the risks of cot death.
- Rest mattresses/Toddler beds will be provided for the children over two years.
- Steps will be taken to keep infant/child from getting too warm or overheating by regulating the room temperature, avoiding excess bedding and not over-dressing or over-wrapping the infant.
- Overheating is avoided. To check an infant's temperature, feel the back of their neck or tummy, if these areas feel too warm remove some bedding. Do not worry if hands or feet feel cool as this does not indicate their overall body temperature is incorrect. Room Temperature is recorded in sleep check records
- No bottle propping is permitted

TUSLA Recommendation for Cot Numbers:

The number of cots provided should ensure that each child's individual need for sleep or rest can be facilitated. The following is a general guide to help estimate the number of cots needed:

- At 18 months-2 years of age, children need approximately 10-12 hours' night-time sleep and 1-day time nap of 1-2 hours. Therefore, cots for half the number of children catered for, in that age group, is recommended.
- At 2 years, children need approximately 11-12 hours' night-time sleep and 1-day time nap of 1 hour. It is recommended that children's (up to 2 years old) sleep or rest needs are accommodated in a standard cot, unless the child has a history of climbing out over the cot, in which case a floor bed or mat is safer.

Young Explorers' Club Policies & Procedures January 2020

- An adequate supply of bed linen should be in place, to ensure that each child has their own linen.

Visually Checking Sleeping Babies/Children:

Sleeping Children are under staff supervision at all times

We use a sleep monitor (listening device) but also physically check by entering the sleep room.

Sleeping infants/children will be checked, every 10 minutes, by assigned staff. This record is on display. The Sleep Chart will be kept on file for one year after the reporting year. We will be especially alert to monitoring a sleeping infant/child during the first weeks the infant/child is in our care.

We will check to see if the infant/child's skin colour is normal, watch the rise and fall of the chest to observe breathing and look to see if the infant is sleeping soundly. We will check the infant for signs of overheating including flushed skin color, body temperature by touch and restlessness.

Dealing with Emergencies Unresponsive Child

In the event of finding a baby or child who appears to be unresponsive and breathing or not breathing the staff member trained in emergency First Aid Response will respond immediately and appropriately.

1. The Manager or the person who is in charge at that time notifies the child's parents/guardians as soon as possible of the current situation.
2. The person who found the child and has been resuscitating the child gives a detailed account of events to the paramedics on their arrival.
3. Staff follow the direction of the paramedical staff.
4. The Manager or person in charge ensures that parents have been informed.
5. The scene is to be left as it is. An Garda Síochána may need to investigate.
6. Families of the other children may need to be notified of the incident by the Manager.
7. Staff support is essential following any such incident.

See Cot Death Procedure below for further information (Appendix M)

The sleep information will be recorded on a Sleep Chart including:

- The sleeping position
- Colour/pallor
- Breathing pattern
- The time of the check
- Who carried out the check?
- The temperature of the room

Note: We have procedures in place for dealing with cot death.

Safe Sleep Environment:

- Room temperature will be kept between 16^o and 20^o Celsius and a thermometer kept in the sleep room. Recording and documenting room temperature during infant sleeps helps ensure babies are being cared for within recommended limits.
- Keep the room well ventilated but do not position a cot below a window or in front of a working radiator.
- Cot mattresses/rest mats/toddler beds should be completely covered in a waterproof fabric such as PVC. All mattresses should be regularly inspected for signs of damage to the waterproof fabric and if punctured, cracked, or torn, should be replaced immediately.
- Ensure that the gaps between the bars of the cot are less than 6.5 cm and that the space between the mattress and the cot is no more than 4cm.
- All cots/beds are marked with the child's name and will be covered by a sheet.
- Infants should not have pillows, duvets, bumpers, soft toys, or comforter blankets in their cot. Instead use one or more layers of light blankets (depending on the room temperature). Remember that one blanket doubled over counts as two blankets.
 - *We use cellular blankets. We do not use fleece blankets*
- Infant/child's heads will not be covered with blankets or bedding.
- Parents are advised to have a new mattress for each child within their own home; however, this is not practical within the early years setting. Therefore, each child will have their own bedding and the mattress should be checked, inspected, and disinfected between each infant sleep.

Young Explorers' Club Policies & Procedures January 2020

- Bedding is laundered at least weekly or more often if required. A record will be kept.
- No bottles will be permitted in cots.
- Soothers will be allowed in babies' cots while they sleep.
- Only one infant/child will be in a cot at a time, unless we are evacuating babies/children in an emergency.
- Smoking is not permitted on the premises or the surrounding areas adjacent to the premises.
- Infants/children are always supervised when sleeping/resting.
- Sometimes staff find it difficult to get some infants/children to sleep because they do not have an established routine at home. We appreciate parents/guardians' cooperation in this area and ask that a child's routine includes sleeping in a cot. If parent's/guardians are having trouble with this then they should talk to the child's key worker.
- Staff will help children to relax by creating a calm atmosphere.

Soothers:

- Some research suggests that using a soother for every period of sleep may reduce the risk of cot death.
- Parents decide if their child is to use a soother. If used we will offer it at every period of sleep, including daytime naps.
- If the soother falls out during the sleep do not waken the infant up to put it back in. However, if the infant wakens then offer the soother once again.
- We never force an infant to take a soother or put it back in if the infant spits it out.
- We don't use a neck cord, and never coat a soother in anything sweet.
- It is recommended that soother use is introduced only after breastfeeding is well established (usually around 4 weeks) and that soother use is stopped between 6 and 12 months.
- Parents should provide 2 soothers in a sterilized container.

Swaddling or Wrapping an Infant:

Swaddling or wrapping an infant in a light cotton cloth is thought to provide some babies comfort and an overall feeling of safety. However, there has been some evidence that swaddling an infant increases the risk of cot death, particularly when swaddling is not carried out consistently and when blankets used for swaddling are too thick, contributing to overheating.

Staff need to consider how infants are placed to sleep at home and ensure that this practice is consistent with the care they provide. All parents/guardians should be asked whether they routinely swaddle their infant.

Advice for Infants that are Swaddled:

- Never cover an infant's head, and only use thin materials for swaddling. Muslin cloth or thin cotton help reduce the risk of overheating.
- Infant sleeping bags/grow bags are now available as an alternative to swaddling. Providing these are of the right size and tog for each infant these are safe to use.
- Infants must NEVER be placed prone (on their stomach) when swaddled.

Current research suggests that it is safest to swaddle infants from birth and not to change infant care practices by beginning to swaddle at 3 months of age when SUDI (cot death) risk is greatest.

Nappy Changing and Toileting:

- Nappies will be changed prior to putting the infant/child down to sleep and again on waking.
- Staff should check if older children need to wear a nappy while sleeping.
- Children should be encouraged to go to the toilet prior to sleeping and again upon waking.

Young Explorers' Club Policies & Procedures January 2020

Further information on safe sleep practices may be found at:

First Light

(Irish Sudden Infant Death Association)

Carmichael House, 4 North Brunswick Street, Dublin 7

Dublin Office +353 (0) 1 8732711 National Lo Call 1850 391 391

24 Hour Hotline +353 (0) 872 42 3777

Signed: _____ **Date:** _____

Name:

Person responsible for approving the Policy

APPENDIX L: SAFE SLEEP CHECKLIST (FOR DISPLAY)

- Infants will always be placed on their backs to sleep with their feet to the foot of the cot.
- Sleeping infants/children will be checked **every 10 minutes**, by assigned staff.
- The sleep information will be recorded on a Sleep Chart including the sleeping position, colour/pallor, and breathing pattern.
- Check to see if the infant/child's skin color is normal, watch the rise and fall of the chest to observe breathing and look to see if the infant is sleeping soundly.
- Check the infant for signs of overheating including flushed skin color, body temperature by touch and restlessness.
- Room temperature will be kept between 16⁰ and 20⁰ Celsius and a thermometer kept in the sleep room.
- Infant/child's heads will not be covered with blankets or bedding.
- No loose bedding, duvets, pillows, bumper pads, etc. will be used in cots.
- Tuck any blankets in at the foot of the cot and along the sides of the cot mattress.
- No toys and stuffed animals in the cot when the infant/child is sleeping.
- No bottles will be permitted in cots.
- Soothers will be allowed in cots while infant/child sleeps.
- Only one infant/child will be in a cot at a time, unless we are evacuating babies/children in an emergency.
- No smoking is permitted on the premises or the surrounding areas adjacent to the premises.

APPENDIX M: COT DEATH PROCEDURE

What is Cot Death?

"Cot death" is a term used to describe the death of a previously healthy infant, who has died for no apparent reason. It is sometimes referred to as Sudden "Unexpected Death in Infancy" (SUDI), which is defined as "the sudden death of an infant or young child which is unexpected by history and in which a thorough post-mortem examination fails to demonstrate an adequate cause for death". The term "Sudden Infant Death Syndrome" (SIDS) is sometimes used on death certificates although it is more commonly recorded as "Sudden Unexpected Death in Infancy" (SUDI).

What happens?

In a typical case an apparently healthy infant is put down to sleep without the slightest suspicion that anything is out of the ordinary, although there are sometimes signs of a slight cold or tummy upset. When next checked, the infant is found to have died. Sometimes the time interval is only minutes. Although the term "cot death" is used, babies can be found in car seats, prams, in an adult bed or on a sofa or chair. There is often no sound or sign of a struggle, or of any distress. Whilst most cot deaths occur during the night, they can also happen during the day.

Which babies are at risk?

All babies are potentially at risk of cot death, however, there are certain circumstances where the risks are increased:

- The risk of cot death is highest during the first 6 months of life and decreases quite dramatically after this. However, a small number of cot deaths still occur in babies over 6 months, and very occasionally over 1 year old.
- There is a clear gender difference in cot death with boys being almost twice as likely to suffer a cot death as girls. The reason for this is uncertain.
- Cot death is more common in the winter months with approximately 60% of deaths occurring during the winter/spring compared with 40% in summer/autumn
- Second and later born infants in a family are at greater risk than first born.

Young Explorers' Club Policies & Procedures January 2020

- Research has shown that young mothers (under 20 years old) are more likely to lose an infant to cot death than older mothers. The average age of cot death mothers is two years younger than the general maternal population.
- Preterm (less than 37 weeks' gestation) or low birth weight babies (under 5½ lbs) are more likely to die from cot death than full term infants. Twins are also more vulnerable.
- There is a seven-fold increase in the risk of cot death if the mother smokes during pregnancy. This risk is further increased if the father also smokes • The infants of mothers who misuse substances are also more vulnerable to cot death and alcohol consumption by adults in the home seems to have an adverse effect.

(Source <http://www.scottishcotdeathtrust.org/skyblucms/resources/early-years-guide-31.08.15.pdf>)

Procedures for dealing with a Cot Death:

- If you think that a child has stopped breathing or may be dead, a member of staff will immediately commence resuscitation, while another member of staff should:
 - (a) Phone 999, 911 or 112 or the local GP and request assistance.
 - (b) Give the ambulance /GP relevant and direct information:
 - Your name.
 - Address and telephone number of the premises.
 - The circumstances of the emergency.
 - The age and gender of the child.
 - Try to remain calm.

What happens next?

- The Garda will probably arrive.
- Under the Coroner's Act, 1962, the Garda are required to notify the Coroner and as the Coroner's agents are required to inquire into the circumstances of any sudden deaths where the deceased has not been seen or treated by a doctor within one month prior to the date of death, or of any death for which medical certificate as to the cause of death is not procurable.

Young Explorers' Club Policies & Procedures January 2020

- Contact the child's family immediately. Advise them that their child is seriously ill and that you have called an ambulance/doctor. If the ambulance/doctor wishes to immediately take the child to hospital and this is before the parents arrive, a staff member will, if possible, accompany the child on the journey to the hospital. If possible, remember to take the child's personal file with you.
- If the above has occurred, when contacting the parents tell them what hospital, and contact the hospital to let them know of the parents intended arrival.

If the parents arrive at the Service:

- When the parents arrive at the Service, immediately bring them to where the child is.
- Allow them some private time to be with and hold their child.
- Explain to the parents that because their child has died suddenly and unexpectedly, the Garda will call to visit them, and that you as the carer will be asked some questions.
- The GP or a member of the Garda, will have the task of officially informing the parents of the death of their child.
- Parents usually want to know the details there and then surround the death of their child.
- Let them know that you are willing to give them all the details and answer any questions they have.
- Be aware that parents may wish to visit you repeatedly to go over the events.
- The parents may apportion blame to you and the staff. Therefore, professional help will be sought for staff as this is a highly emotional and distressing time for everyone.

What to do back at the Service:

- Try as best as possible to retain some form of normality for the sake of the other children as they will very quickly notice the vibes and the emotionally charged atmosphere making them feel insecure and afraid. It may be necessary to take the other children out of the Service to a pre-arranged meeting point for parents to collect them
- Ensure that the child's clothes and personal belongings are not thrown out.

Young Explorers' Club Policies & Procedures January 2020

- Do not launder any of the bed cloths that the child was using.
- Keep the area where the child was sleeping intact i.e. the cot, mattress, play pen etc., as this may be required by the Garda for research.

How to inform the other parents:

- Telephone all parents and tell them what has happened, and request them if possible, to come and collect their child.
- When parents arrive at the Service to collect their child, privately explain to them their child's reaction to the infant/child's death and try to reassure them.

What to say to the children?

- Try to continue the children's daily routine as normally as possible.
- Answer the children's questions honestly and simply reassure them that their familiar staff member will be staying with them until their parents arrive to collect to them.
- The older children may ask direct questions e.g. 'is he dead?', you must answer them truthfully, but be sure that you inform their parents of their question and your answer.
- Be aware that children's reactions to, and perceptions of death are dependent on their age, experience, personality, and family circumstances.

The next stage, the days after:

- Contact First Light for support and advice.
- Organise counselling for the children, staff, and parents by contacting the Public Health Nurse, the Hospital or First Light.
- Discuss and seek permission from parents if they wish their child to avail of professional counselling.
- Call a parent/staff meeting and invited along a health professional to talk to, reassure the parents, and answer any questions that they may have.
- Representation of staff and parents to attend the infant/child's funeral can be discussed at the meeting, and the infant/child's parents contacted to seek their approval.
- Decide whether the Service will close for a period.

Supporting the parents:

- Demonstrate support to the infant/child's family but remember they may not want to have any communication with you as they find it too painful or they may be angry and blame you for what has happened, so be prepared for this reaction.
- If communication with the family is maintained, always refer to the infant/child by name.
- Make the child's personal belongings they had in the Service available to the parents if they wish.
- Provide ongoing support by remembering the child's birthday and their anniversary, by keeping the child's memory alive.
- A tree could be planted, or a garden created in memory of the infant/child, which may add the grieving process.

These guidelines are recommended by:

First Light

4 North Brunswick Street

Dublin 7

Tele: 01) 8732711

Helpline Call Save: 1850 391391

22. RISK MANAGEMENT

See also Health and Safety Statement and Risk Assessment Sheets

Document Title:	Risk Management
Unique Reference Number:	022
Document Author:	Young Explorers Club
Document Approved:	Bart Siniarski
Person(s) responsible for developing, distributing and reviewing Policy	Bart Siniarski
Person responsible for approving Policy	Bart Siniarski
Method of communication of policies to staff (email / hard copy / induction training)	Available online through "Family"
Method of communication of policies to parents/guardians (full policies via email, hard copy)	Hard copy available in the service
Date the Document is Effective From:	January 2020
Scheduled Review Date:	Annually
Number of Pages:	5

This policy has been communicated to parents/guardians.

Relevant staff know the requirements and have a clear understanding of their roles and responsibilities in relation to this policy.

Relevant staff have received training on this policy.

Statement of Intent:

To ensure the health, safety and welfare of all children and adults on the premises or while engaged in offsite activities. Risk will be managed through a range of assessments. The Risk Management Strategy is included in the Service's Safety Statement.

Definitions

A **hazard** is anything with the potential to cause injury or ill health, for example chemical substances, dangerous moving machinery, or threats of violence from others.

Risk is the chance that someone will be harmed by the hazard. It also takes account of how severe the harm or ill health effect could be and how many people could be affected.

A **Risk Assessment** is '... a careful examination of what, in your work, could cause harm to people, so that you can weigh up whether you have taken enough precautions or should do more to prevent harm.' [A Guide to Risk Assessments and Safety Statements](#) Health and Safety Authority, 2016

It is a written document that records a three-step process (HSA, 2016):

1. Identifying the hazards in the workplace(s) under your control.
2. Assessing the risks presented by these hazards.
3. Putting control measures in place to reduce the risk of these hazards causing harm.

A further two steps are also required:

4. Recording findings and implementing them.
5. Reviewing the assessment and updating it if necessary

Risk Assessments give details of the following:

- The potential hazard or risk being assessed
- The current controls
- Assessing the risk
- Additional controls if required
- The person responsible for implementing controls

Risk Assessments are completed to identify any potential hazards which pose a risk to:

- The service being well governed
- The health, welfare and development of each child
- The safety of children
- The premises being safe

Young Explorers' Club Policies & Procedures January 2020

The following risk assessments will be carried out and will be documented. Risk Assessments will show who was involved in risk assessment process

- Annual/Quarterly/Monthly Risk Assessment, as appropriate, of the entire building and operations.
- Daily Risk assessment of classrooms, sanitary areas, sleep areas and outdoors.
- The risk assessment following any accident or incident.
- The risk assessment of outings and/or travel.
- Risk assessment of individual children
- The risk assessment of children with specific illnesses, conditions and allergies through the development of medical care plans.
- The risk assessment of pregnant employees.
- The risk assessment of any Garda vetting disclosures.

The people involved in developing risk assessments include health and safety personnel, management, staff and children's parents, where necessary

Risk Assessment of Individual Children

Individual risk assessment is an assessment of the potential risks that might occur in relation to a child and their individual needs. It is completed if the individual needs of a child warrant it, for example, a child with allergies, medication requirements or difficulties relating to their behaviour. An individual risk assessment provides an input to a child's Individual Care Plan and is kept in the child's individual record

The Risk Assessment Procedure

Risk Assessment is where you examine the service to find out what could cause harm to children, workers or visitors. The purpose is to identify the risks and then eliminate or control the risk:

- STEP 1: Identify the risks
- STEP 2: Decide who might be harmed
- STEP 3: Evaluate the risks and decide on precautions
- STEP 4: Record your findings
- STEP 5: Review and update

Young Explorers' Club Policies & Procedures January 2020

When thinking about risk assessment, remember:

- A **hazard** is anything that can cause harm for example;
 - Sockets left uncovered
 - No first aider on premises
 - A worker lifting sleep mattresses against manual handling advice
 - Food being served without gloves
- A **Risk** is the chance (high or low) that the hazard will cause harm.

Identify Hazards:

- Walk around the service (outside and inside).
- Use a risk assessment checklist.
- Ask employees in each room if they can identify hazards as they may have noticed something.
- Check manufacturer's instructions to ensure workers are using equipment or materials properly.
- Check accident and incident forms – you may identify hazards this way.

What to do when you identify risk:

- Get rid of hazard (e.g. removing a mat that is a tripping hazard).
- Control the risk so that harm is unlikely (e.g. covering a socket).

Risk Assessment of Employees, volunteers and others.

We have in place comprehensive recruitment, selection and Garda vetting procedures plus staff absence, training and staff ratio policies. Risk assessment documents will be kept for one year or longer, if advised by the Insurance Company

Safety:

Employees Shall:

- Take reasonable care of their own Safety, Health and Welfare and that of any other person or children in their care that may be affected by their acts or omissions while at work.
- Familiarise themselves with and always conform to, the Service's Safety, Health and Welfare policies.

Young Explorers' Club Policies & Procedures January 2020

- Observe all safety rules and co-operate with their employers to comply with any of the relevant statutory regulations and directives.
- Use any suitable appliance, protective clothing, convenience or equipment in such a manner as to provide the protection intended for securing their Safety, Health and Welfare while at work.
- Conform to all instructions given by the management and others who have a responsibility for Safety, Health and Welfare.
- Use only as intended the correct equipment for the jobs, with all appropriate safety devices and keep tools in good condition.
- Direct any suggestions or concerns on matters of Safety, Health and Welfare to the Health and Safety Officer.
- Report to the Health and Safety Officer, without delay, all accidents, damage, defects or issues of safety. This includes accidents or near misses, whether persons are injured or not.
- Carry out hazard checks in their own area of work daily.
- Participate in statutory training as required (Paediatric First Aid, Manual Handling, Food Hygiene and Fire Safety).

Employees shall not:

- Intentionally or recklessly interfere with, or misuse any appliance, protective clothing, convenience, equipment or other means or things provided in pursuance of any of the relevant statutory provisions or otherwise, for securing the Safety, Health and Welfare of persons arising out of work activities.
- Carry out any tasks, which they feel they are not competent to carry out, or which involves unreasonably high risks.
- Be under the influence of any intoxicants likely to affect their ability to work safely or to supervise children. **Staff members must report any medical issue likely to affect their safety or that of the children or their colleagues as soon as possible to management.**

Signed: _____ **Date:** _____

Name:

Person responsible for approving the Policy

23. CHECKING IN AND OUT AND RECORDING OF ATTENDANCE

Document Title:	Checking in and Out and Recording of Attendance
Unique Reference Number:	023
Document Author:	Young Explorers Club
Document Approved:	Bart Siniarski
Person(s) responsible for developing, distributing and reviewing Policy	Bart Siniarski
Person responsible for approving Policy	Bart Siniarski
Method of communication of policies to staff (email / hard copy / induction training)	Available online through "Famly"
Method of communication of policies to parents/guardians (full policies via email, hard copy)	Hard copy available in the service
Date the Document is Effective From:	January 2020
Scheduled Review Date:	Annually
Number of Pages:	3

This policy has been communicated to parents/guardians.

Relevant staff know the requirements and have a clear understanding of their roles and responsibilities in relation to this policy.

Relevant staff have received training on this policy.

Statement of Intent

It is the policy of this Service that a child(ren) will only be released into the care of people who have been authorised by the parents and guardians and who have been advised to the Service. The Service will ensure that appropriate measures are in place to record the children's attendance at the Service and that suitable resources are in place to do this effectively. The Service will also ensure that all people entering the premises are authorised to enter and their details are documented.

Each relevant staff member understands their role and responsibilities in relation to checking in and out and recording the attendance of children in the Service.

Records pertaining to checking children in and out and recording of attendance are kept for two years after the child leaves the service. *Please note records may be required to be kept for longer in certain circumstances.*

Record of Attendance: check-in and check-out record for children.

- Each child attending the Service is checked in and out by a relevant staff member.
- A record of each child's attendance is kept on a daily basis and is available and readily accessible to relevant staff.
- The record of attendance kept includes the following:
 - the full name of each child attending the service.
 - the date and time each child arrive and leaves.
 - a record of the name of **one** of the following people at the time the child arrives and leaves:
 - the person who delivers the child to the Service and collects the child from the Service;
 - the employee or unpaid worker responsible for checking the children in and out;
 - the record for each room accurately reflects the children in the room and it updated when a child leaves or enters.

Please see our policy on Authorisation to Collect Children.

Check-in and Check-Out Register for Other Parties

(Please also see Students/Visitors)

- A daily check-in/ check-out register is in place for people entering the premises **other than:**
 - A child attending the Service;
 - a person dropping off or collecting a child;
 - an employee;
 - an unpaid worker
- The following information is recorded in the check-in/check-out register for other parties:

Young Explorers' Club Policies & Procedures January 2020

- the date;
 - the person's name;
 - their contact number;
 - the reason for their entry;
 - the name of the person who approved access (employee or unpaid worker details)
 - the check-in time
 - the check-out time
- Access to the Service is restricted until the check-in register is completed by the person requesting access and their details authenticated by an employee or unpaid worker.
 - Other parties recorded in the check-in/check-out register do not have unsupervised access to children in the service.

Retention Period

The check-in/check-out register is retained for one year one year from the date to which it relates (QFA Appendix 22 p132)

Signed: _____ **Date:** _____

Name:

Person responsible for approving the Policy

24. DROPPING OFF AND COLLECTION OF CHILDREN

Document Title:	Dropping Off and Collection of Children
Unique Reference Number:	024
Document Author:	Young Explorers Club
Document Approved:	Bart Siniarski
Person(s) responsible for developing, distributing and reviewing Policy	Bart Siniarski
Person responsible for approving Policy	Bart Siniarski
Method of communication of policies to staff (email / hard copy / induction training)	Available online through "Family"
Method of communication of policies to parents/guardians (full policies via email, hard copy)	Hard copy available in the service
Date the Document is Effective From:	January 2020
Scheduled Review Date:	Annually
Number of Pages:	7

This policy has been communicated to parents/guardians and staff.

Relevant staff know the requirements and have a clear understanding of their roles and responsibilities in relation to this policy.

Relevant staff have received training on this policy.

Statement of Intent:

The well-being, safety and security of all the children in the setting is our main concern. The following procedure has been drawn up to ensure that this is maintained at all times, that an accurate record is kept of all children in the Service including absences, arrival and departure and that all children leave the premises with either their main carers or the adults who are authorised to do so.

Consent is always sought from parents to (a) allow someone other than the parent/guardian to collect the child.

Young Explorers' Club Policies & Procedures January 2020

Records regarding authorisation are kept for 2 years from the time the child ceases in the service

Before any child starts the Service the parent/carer is required to provide the names and contact details of all people authorised to collect their child on their registration form. Only persons aged 16 years and upwards may be named on the registration form and will be permitted to collect the child.

If the named person/s cannot collect the child they are responsible for, the parent /carer must inform staff of the person, over 16 years of age, who will be collecting the child and give consent in writing where possible, with a clear description and contact details including address and telephone number of the responsible person.

If possible, we would like to meet the person collecting in advance, enabling the staff to feel confident about the child leaving safely and happily. In the instance that this is not possible we suggest a password is given to ourselves and the person collecting allowing us to allow entrance once the password has been checked at the door upon arrival.

In the instance of an unknown /unnamed adult coming to the setting to collect a child, they will be asked to wait outside while contact is made with the main carer. If this is not possible, they will be requested to wait until contact can be made. On no account will a child be allowed to leave the premises with an unauthorised person.

Any deviation made by any staff member will be considered as gross misconduct and will be dealt with appropriately.

All Children arriving at or being collected from the Service must be signed in and out by either a member of staff or a parent/guardian or their nominated person. Please see our policy on Checking in and Out and Record of Attendance.

Note: All children must be supervised during collection times, and when entering and leaving the service.

Young Explorers' Club Policies & Procedures January 2020

Attendance:

It is essential to the efficient running of our Service that parents/guardians inform us if their child is unable to attend the Service and follow up with a telephone call to inform management when the child will be returning. A register of the times and days that children attend is kept.

Morning Arrivals:

- For their own safety, children must be accompanied into the Service by a parent/guardian or their nominated person.
- Parents/guardian or their nominated person are responsible for their children during arrival at the Service.
- Under no circumstances may a child be left unattended on the premises; this includes a child on foot, in a stroller or wagon, in a car or other vehicle or in any other situation.
- Parents/guardians or their nominated person gain access to the Service by ringing the doorbell and being admitted by a member of staff.
- A member of staff, a parent or guardian or their nominated person will register each child on arrival.
- Parents/guardians are asked to ensure that all external doors are securely closed for the safety of all the children when they leave.
- If a child will not be attending, we request that parents/guardians advise us.

Collection Policy:

- For their own safety it is the policy of the Service that no children will be permitted, under any circumstances, to leave the Service unaccompanied.
- Children must be collected by a parent/guardian or their nominated person.
- Parents/guardian or their nominated person are responsible for their children during collection at the Service and must accompany the child off Service premises.
- Parents/guardians or their nominated person gain access to the Service by ringing the doorbell and being admitted by a member of staff.
- A member of staff, a parent or guardian or their nominated person will register each child on collection.

Young Explorers' Club Policies & Procedures January 2020

- Parents/guardians must collect their child by the agreed collection time. Parents/guardians will be asked to give the names of at least two other people who are authorised to collect the child. If the parent is late arriving to collect the child, the person in charge will endeavour to contact the parent. In the event of being unable to contact the parent, the person in charge will contact the other named persons to collect the child.
- Children will not be released into the care of a person under the age of 16 years or to a person who appears to be incapable of caring for the child. Should this situation arise the staff will contact an authorised collector. If no one is available to collect the child, then the person in charge should contact the TUSLA social work child protection team. Services are required to get proof of age for persons over 16.
- Nominated persons who are unknown to the Service will be required to produce either a driving licence, passport or other photographic identification which states the person's date of birth so that the Service can ensure that person is over 16 years of age.
- In the event of a parent collecting another child a prior arrangement must be made.

If the nominated person arrives in an unfit state

Parents/guardians/Nominated Persons should be in a fit state to collect their children. If a parent arrives in an 'unfit' state, for example under the influence of alcohol or drugs, the senior member of staff on duty will contact the other parent or nominated person as listed on the child's registration form (depending on authorisations and circumstances) or will contact the duty social worker or the Gardaí. The child's welfare and safety will always come first.

Attempted collection by a person who is not on the child's records:

Children should be collected only by the adult/s named on the 'Collection Authorisation'. Should the person responsible be unable to collect the child, a letter of explanation must be presented signed and dated by the parent / guardian with a contact telephone number, the staff member will then telephone the parent prior to allowing the child leave the Service. If the parent personally arranges this with the staff

Young Explorers' Club Policies & Procedures January 2020

the telephone call may not be necessary, but signed consent will be required at all times.

If the parent has not been personally contacted to authorise the collection of their child, the child **will not** be permitted to leave the premises until an authorised collector, as recorded in the child's records is available.

Late Collection of Children:

We understand that sometimes a parent is unavoidably delayed when coming to collect their child. We will ensure that the child receives a high standard of care in order to cause as little distress as possible. Parents/guardians in this situation must contact the Manager to say that they will be late and arrange with staff what to do. Children are only released from the Service to individuals named by the parent.

There is a Late Collection Fee of €10.00 per hour or part thereof after the first 15 minutes.

Early Collection of Children:

We ask that parents/guardians to let us know if they or their nominated person will be picking up their child early so that we can have the child ready and minimise disrupting the rest of the group.

Late Drop Off:

We ask parents/guardians to drop children off at the correct time to avoid disrupting the group once they have started and so that the child benefits from the full daily programme.

Where a child is not collected:

In the event that child is not collected from the Service after the expiration of 10 minutes after the appointed time, the Management will contact the parents/guardians by telephone to ascertain when they will be arriving at the Service to pick up their child. Management will then make arrangements with the parent in relation to collection.

Young Explorers' Club Policies & Procedures January 2020

There is a Late Collection Fee of €10.00 per hour or part thereof after the first 15 minutes.

In the event that Management is unable to contact the parents/guardians by telephone, a text message will be sent to the parent or guardian. If no response is received to this text message within 5 (five) minutes Management will contact the parent/guardian's emergency collection person identified to the Service to plan for the emergency person to collect the child from the Service.

Where Management are unable to make contact with parents/guardians or the specified emergency person after the expiration of two hours after the appointed collection time, if there is no contact from parents/guardians or emergency person the Management will notify Tusla and An Garda Síochána of the position in case an emergency has arisen.

Separated and Divorced Parents:

Married parents are automatically joint guardians of their children. Neither separation nor divorce changes this.

- We cannot refuse either parent to collect their child unless a Court Order is in place. However, we reserve the right to seek clarification of identity when one parent has not had any contact with the Service, or the contract has been with one parent only and a second parent makes unexpected contact. This is usually in circumstances where a separation is happening.
- We ask that parents give us information on any person that **does not** have legal access to the child.
- Where custody of a child is granted to one parent, we would ask parents to clarify the circumstances with us. This information will remain confidential and will only be made known to the relevant staff. If there are any legal documents i.e. Custody Order, Barring Order we would ask parents to provide us with a copy to keep on file.

Young Explorers' Club Policies & Procedures January 2020

Attempted collection by a parent who has been denied access in a Court Order:

- A parent who has been denied access to a child through a Court Order will not be permitted on to the Service's premises
- If the parent who has been denied access becomes threatening or violent and insists on removing the child from the Service, this will be viewed as trespassing. The Service will in this event contact the Local Garda.

By law, an unmarried mother is the automatic guardian of a child born outside of marriage. In some circumstances, unmarried fathers have automatic access. The Service should be informed about access rights. Unmarried fathers will automatically become guardians of their children if they meet a cohabitation requirement. An unmarried father who cohabits for 12 months with the child's mother, including 3 months following a child's birth, will automatically become the child's guardian. This provision is not retrospective, so guardianship will only be acquired automatically where the parents live together for at least 12 months after 18 February 2016.

Note: Records of all Collections are kept for up to two years from the time the child ceases in the service.

Signed: _____ **Date:** _____

Name:

Person responsible for approving the Policy

25. FIRE SAFETY

Document Title:	Fire Safety
Unique Reference Number:	025
Document Author:	Young Explorers Club
Document Approved:	Bart Siniarski
Person(s) responsible for developing, distributing and reviewing Policy	Bart Siniarski
Person responsible for approving Policy	Bart Siniarski
Method of communication of policies to staff (email / hard copy / induction training)	Available online through "Family"
Method of communication of policies to parents/guardians (full policies via email, hard copy)	Hard copy available in the service
Method of communication of policies to Relevant Stakeholders (full policies via email, hard copy)	Email or hard copy
Date the Document is Effective From:	January 2020
Scheduled Review Date:	Annually
Number of Pages:	9

This policy has been communicated to parents/guardians, staff and relevant stakeholders.

Relevant staff know the requirements and have a clear understanding of their roles and responsibilities in relation to this policy. Relevant staff have received training on this policy.

Statement of Intent:

We will follow all relevant legislation. We will also ensure we follow the 'Guide to Fire Safety in the Premises used for Preschool Services' from the Department of the Environment. This is to ensure the safety, health and welfare of the children, staff and parents/guardians who are in the Service.

Fire drill procedures are carried out in a child friendly format to ensure the safe evacuation of the children availing of the Service.

Young Explorers' Club Policies & Procedures January 2020

In the interests of a child friendly approach children are taught the fundamentals of fire safety and drills are carried out in a manner that the children can understand. Staff will be aware of any children who may become upset during fire drills will offer reassurance.

Policy and Procedures:

We will ensure that:

- Record of all fire drills held are retained by the Service.
- Fire drills will be carried out at different times monthly. A written record will be kept on file and will be available for inspection.
- Records of fire drills will demonstrate that:
 - they are initiated by setting off the fire alarm.
 - all children attending the Service are included in the drill;
 - how many children and staff are present;
 - the fire drill is carried out at different times of the day and on different days of the week and includes all groups.
 - the date and time of the drill.
 - the length of the drill;
 - routes of escape used.
- Fire extinguishers and blankets will be stored appropriately, ready for use and in good working order.
- A record of the number, type and maintenance record of all firefighting equipment including fire extinguishers and smoke alarms will be kept and they will be serviced annually with a record maintained of the service dates. The records will include:
 - A maintenance certificate from a competent contractor or company.
- All employees will be trained on the Fire Safety Policy
 - The procedure to be followed in case of fire with particular awareness of the layout of the premises and the ages of the children.
 - Where firefighting equipment is located.
 - How to use firefighting equipment.
 - The location and operation of fire doors and fire exits.
 - Carrying out and recording fire drills.

Young Explorers' Club Policies & Procedures January 2020

- Fire safety risk assessment.
- Staff will be trained/retrained at least every 2 years.

A record of this training will be recorded and kept on file for inspection and a Fire Notice setting out the procedure to be followed in a fire drill is displayed in a prominent place in the Service.

- Smoke detectors will be placed at strategic points in the building and 'hard wired'.
- The smoke detectors will be checked at least once a month to ensure they are working. A record will be maintained of the dates on which the detectors are checked.
- Materials contained in bedding and internal furnishings within the Service will be of EU standard (i.e. kite symbol or CE compliant) in relation to fire retardant properties and will be nontoxic.
- Heat emitting surfaces will be protected by a fixed guard and/or thermostatically controlled to ensure safe temperatures.
- A system for giving warnings in the event of fire must be provided.
- Escape route and exit doors should be maintained free from obstruction so that they can be safely and effectively used at all times.
- All flammable materials (oils, polish etc) are safely stored outside of the children's areas. Waste is promptly disposed of and, in general, precautions are taken to ensure the prevention of occurrences likely to constitute a fire hazard.
- Daily attendance records are kept.

Access to Records

- File records are stored securely.
- The fire drill and maintenance records are available to:
 - parents and guardians of children attending the Service.
 - parents and guardians of children proposing to attend the Service.
 - employees.
 - any authorised person.

Record Retention Period

Young Explorers' Club Policies & Procedures January 2020

Records of fire drills and maintenance records of fire-fighting equipment and smoke alarms are kept for 5 years after their creation.

Fire Notice

There is a notice setting out the procedures to be followed if there is a fire.

The notice is displayed in a prominent place in the Service (hallway, rooms, kitchen and bathrooms)

The fire assembly points are clearly marked and are located at the front of the building, in the car park, and at the side lane.

Fire Drill Policy:

The Service has a notice of the procedures to be followed in the event of a fire drill or evacuation posted on the wall in all areas. All staff members will be trained and should be familiar with their responsibilities with regards to fire drills and the procedures in case of the fire alarm going off. The fire alarm procedure must be shown to all students, substitutes and relief employees commencing work in the Service.

The Service has a lesson with the children about fire and why fire drills must be practiced. We do mock fire drills with the children.

Fire drills will be practiced on a regular basis, at least once a month. All persons on the premises at the time are expected to participate.

All children and staff members must be signed in and out accordingly onto the attendance record. This record will be used for fire drills.

The main thing to remember is to stay calm and not to panic. The children should be filed out and brought to the fire assembly point where roll call will take place.

A record of the fire drill should be kept on file in the office - how long it took, equipment needed, how it was dealt with it, how the children dealt with it etc. If a child in the group was upset this should be noted in his/her individual file.

Fire Drill Procedures:

Young Explorers' Club Policies & Procedures January 2020

If a fire is discovered or reported

- Sound the alarm and shout FIRE!
- Staff members should on sounding or hearing the alarm, stop whatever they are doing and leave the building with the children by the designated fire exit route. Using the following routine.
- When the fire bell sounds, the children are asked in a calm manner to form a line without delay.
- Led by one member of staff they leave the building by the shortest route.
- The staff member/s will take the roll book, check the premises, cloakrooms and then leaves last.
- A designated person will take the visitor book.
- Once outside stay outside.
- Do not stop to collect personal belongings or to put on coats.
- If possible, close doors and windows en-route.
- Meet at the assembly point.
- Do not re-enter the building until management of the fire brigade – fire safety officer informs you it is safe to do so.
- Roll call will be carried out by management at the assembly point to ensure all persons are accounted for.

Fire Evacuation Procedure for non-walkers (Babies and Wobblers)

If a fire is discovered or reported:

- Sound the alarm and shout FIRE.
- Begin evacuation procedure immediately.
- Open the nearest available exit and direct staff to begin opening the fire evacuation cot or place babies in the fire evacuation cot.
- The designated staff member should check all areas under their responsibility for babies i.e. changing room, sleep rooms, soft play area etc. and if safe to do so, while checking close all doors and windows in each area.
- Place babies, up to 6 at a time in the evacuation cot and begin evacuation of baby room/s and wobbler room/s
- Make your way to the nearest Fire Assembly Point outside the building.

Young Explorers' Club Policies & Procedures January 2020

- Do not stop to collect personal belongings or to put on coats
- Once outside stay outside
- Do not re-enter the building until management of the fire brigade – fire safety officer informs you it is safe to do so.
- A roll call will be carried out by management at the assembly point to ensure all persons are accounted for.

Fire Control:

A fire should only be attached if a person knows what they are doing and not placing their own life in danger. Fire extinguishers and firefighting equipment are provided for this purpose.

General:





Staff should follow procedures for operating the fire alarm as outlined in the Health and Safety Statement. All employees should be aware of:

- All escape routes from the premises.
- All fire exits are clearly identified and easily opened from the inside
- Method of operation of fire doors.
- The importance of keeping fire doors closed.
- How to isolate power supplies where appropriate.
- The importance of general fire precautions and good housekeeping.
- The staff are made aware of the potential of fire hazards as a result their activities and smoking on site is forbidden on site or adjacent to the building.
- All staff will take reasonable care in their work activities to ensure that they not generate any potential fire hazards. Any flammable liquids used on site will be stored away from heat sources in suitable containers which will be kept sealed to avoid build-up of flammable vapours.
- All firefighting equipment located on the premises will be in accordance with the requirements of the area that it is being located and will meet the required classification for that area based on the classifications as per I.S. 290: 1986 standard.
- All firefighting equipment is tested and serviced annually by certified contractors. In accordance with the recommendation of the appropriate *Irish Standard I.S*

291.1998 for fire equipment, 30% of extinguishers will be discharged each year and relevant employees trained in the safe and efficient use of the equipment.

- The chart outlines the correct use of the most commonly available fire extinguishers. Please note that CO₂ extinguishers should not be used on paper or light material as they may spread burning fuel causing the fire to further spread.

Fire Extinguisher Chart

Extinguisher		Type of Fire				
Colour	Type	Solids (wood, paper, cloth, etc)	Flammable Liquids	Flammable Gasses	Electrical Equipment	Cooking Oils & Fats
	Water	✓ Yes	✗ No	✗ No	✗ No	✗ No
	Foam	✓ Yes	✓ Yes	✗ No	✗ No	✓ Yes
	Dry Powder	✓ Yes	✓ Yes	✓ Yes	✓ Yes	✗ No
	Carbon Dioxide (CO ₂)	✗ No	✓ Yes	✗ No	✓ Yes	✓ Yes

When Dealing with a Fire:

Staff should be aware of the location of the firefighting equipment on the premises and the method of operation of this equipment prior to use in an emergency.

If a person's clothing is on fire, wrap the fire blanket, rug or similar article closely around them and lay them on the ground to prevent flames reaching the head.

If electrical appliances are involved, switch off the power before dealing with the fire.

Shut the doors and, if possible, the windows of the room in which the fire is discovered ensuring the main routes of escape are maintained at all times.

Young Explorers' Club Policies & Procedures January 2020

Call the Fire Brigade – The designated person(s) should call 999 and give precise instructions as to the address, including the name of the nearest main road and/or other landmarks

Evacuation – Commence an orderly evacuation of the building. The Manager will check that all the rooms are unoccupied including sleep rooms and bathrooms. Close the doors and windows as each check is completed. The Manager will take the daily attendance sheets and a list of parents/guardians telephone numbers to the Assembly Point.

Assembly – Assemble children and staff at a safe pre-arranged point. A roll call or head count should be carried out, based on the daily attendance sheets held by the Manager. The group should then proceed to a nearby safe house, from which the parents/guardians can be contacted.

Staff Report – A member of staff should be on hand when the Fire Brigade arrives to provide any information they require.

Attack Fire – A member of staff can try to extinguish the fire but only if it is safe to do so, using proper equipment. Otherwise, wait until trained personnel arrive.

The above procedure should be practiced as a Fire Drill at regular intervals to familiarize the children with the procedure without frightening them.

Sections 18 and 19, Fire Services Act 1981 ("the Act")

In compliance with Section 18 of the Act it shall be the duty of every person having control over premises to which this section of the Act applies to take all reasonable measures to guard against the outbreak of fire on such premises, and to ensure as far as is reasonably practicable the safety of persons on the premises in the event of an outbreak of fire.

It shall be the duty of every person, being on premises to which this section applies, to conduct themselves in such a way as to ensure that as far as is reasonably practicable any person on the premises is not exposed to danger from fire as a consequence of any act or omission of their part.

Young Explorers' Club Policies & Procedures January 2020

Section 19 of the Act: The owners of the Service hereby confirm that the Service is not contained within a potentially dangerous building as defined by Article 19 of the Act.

We have a Designated Fire Safety Officer.

Signed: _____ **Date:** _____

Name:

Person responsible for approving the Policy

26. OUTINGS

Document Title:	Outings
Unique Reference Number:	026
Document Author:	Young Explorers Club
Document Approved:	Bart Siniarski
Person(s) responsible for developing, distributing and reviewing Policy	Bart Siniarski
Person responsible for approving Policy	Bart Siniarski
Method of communication of policies to staff (email / hard copy / induction training)	Available online through "Famly"
Method of communication of policies to parents/guardians (full policies via email, hard copy)	Hard copy available in the service
Date the Document is Effective From:	January 2020
Scheduled Review Date:	Annually
Number of Pages:	8

This policy has been communicated to parents/guardians.

Relevant staff know the requirements and have a clear understanding of their roles and responsibilities in relation to this policy.

Relevant staff have received training on this policy.

Statement of Intent:

We are committed to planning and undertaking appropriate supervised outings.

Policy and Procedure:

- The location for the outing should be familiar to staff and a risk assessment should be carried out prior to the visit with the children. Risk assessment forms should be completed and kept for inspection. We go to the zoo and local parks.
- A consent form must be completed and signed by a parent/guardian for trips or outings and retained in the child's file for inspection.

The consent form must include:

Young Explorers' Club Policies & Procedures January 2020

- The child's name
 - The reason for the outing
 - The date and the expected time of departure and return
 - A description of the proposed destination
 - The method of transport that will be used
 - The proposed activities
 - The anticipated number of children likely to be going on the outing
 - The adult: child ratio on the outing
 - Any adults other than staff members who will accompany and supervise the children on the outing
 - Information about the risk assessment that has been carried out and is available at the service.
-
- Suitable insurance is in place to cover outings and trips.
 - Ratio of children to adults will be in compliance with the Childcare Act 1991 (Early Years Services) Regulations 2016 and the Insurance Policy.
 - **First Aid:** A designated trained first aid person and first aid box will accompany the children on each outing.
 - **Clothing** Children will wear clothing suitable for the outing and for the weather conditions. Parents will be advised, in advance, of what type of clothing children should wear
 - Each child wears a High Vis jacket.
 - **Food and drink:** we will ensure that children have access to suitable food and drink, depending on the length of the trip. Food hygiene and safety guidelines will be followed, and children will be supervised with hand washing
 - A safety briefing will be given to all adults involved in the outing.
 - Staff must be responsible for checking numbers of children, doing a head count and recording names of children (roll call), before leaving the premises, and several times while out on the outing, before returning and on return to the service.
 - A charged mobile phone will be taken on all outings.
 - Contact details for all parents will be taken on outings.
 - Staff are familiar with the critical incident plan.

Young Explorers' Club Policies & Procedures January 2020

- A copy of the Critical Incident Plan and a record of the children attending the outing will be brought on the outing.
- Individual care plans will be brought on the outing if appropriate.

Please see Appendix N: Outings Check List

Transport on Outings:

When transport is needed for any outing, the staff member in charge of the outing must ensure that:

- Car seats are provided and are appropriate to the age and height of each child being transported, in line with S.I. No. 240 of 2006, European Communities.
- Drivers are appropriately vetted by the National Vetting Bureau of An Garda Síochána where applicable.
- There is safe supervision of children during transport and getting in and out of vehicles.
- Children are never left alone inside a vehicle, even when the engine is turned off.
- Car keys are never left in the ignition when getting out of the car and car keys are kept in a safe place, out of reach of children.
- Where required, a vehicle is equipped with a ramp or hydraulic lift to allow entry and exit.
- Records are kept of the vehicles used to transport children, with named drivers and appropriate insurance cover in accordance with data protection requirements.

Infection Control

Infection control procedures will be in place during outings, the same as when children are in the setting. Staff will carry tissues, gloves, aprons, hand gels and will ensure children adhere to good hand-washing and nose blowing etiquette. Perishable food will not be without refrigeration for more than two hours

Managing medicines on trips and outings:

If children are going on outings, staff accompanying the children must include the key worker for a child with a specific need/risk assessment.

- Medication for a child is taken in a sealed plastic box clearly labelled with the child's name and the name of the medication. Inside the box is a copy of the consent form and a card to record when it has been given, with the details as given above together with the child's individual care plan.
- On returning to the setting the card is stapled to the medicine record book and the parent signs it.
- If a child on medication has to be taken to hospital, the child's medication is taken in a sealed plastic box clearly labelled with the child's name and the name of the medication. Inside the box is a copy of the consent form signed by the parent.

In the Event of a Child going missing on an outing (Critical Incident):

- As soon as it is noticed that a child is missing, staff on the outing ask children to stand with their designated person/parent and carry out a headcount to ensure that no other child has gone astray.
- One staff member searches the immediate vicinity but does not search beyond that.
- The person in charge contacts the local Garda station and reports the child as missing. Then follow their instructions.
- The person in charge contacts the parent, who makes their way to the setting or outing venue as agreed if they are not already with the group.
- Staff take the remaining children back to the setting if applicable.
- In an indoor venue, the Staff contact the venue's security who will handle the search and contact the local Garda Station if the child is not found.
- A full and thorough review of procedures and practices will take place to determine how the incident occurred and changes will be made if appropriate.
- An accident/incident form will be completed and appropriately signed.

Young Explorers' Club Policies & Procedures January 2020

Other critical incidents may include a child becoming ill. A parent or next of kin will be called immediately to collect the child or emergency services will be called.

With all critical incidents the 'person in charge' takes responsibility for making calls and dealing with the direct incident. Other staff will take care of other children and call the service or emergency contact to come to provide additional help.

Accidents, incidents or injuries

If there is an accident involving a child, a member of staff, or an accompanying adult or a child goes missing on the outing or is left behind, the staff member in charge of the outing must make sure that:

- The previously agreed search procedure is followed if necessary.
- The pre-assigned members of staff take the other children back to the service.
- The member of staff with up to date First Aid training administers First Aid if necessary.
- They take charge of all necessary communications with emergency services and with the parents/guardians of the child/children concerned.
- The registered provider or service manager is contacted immediately.
- On return the occurrence is recorded as an incident on the Incident Report Form.

Unwanted Attention on Outings

Should a member of the public show unwanted attention to the children and/or staff while the Service is on an outing the staff shall:

- a) Where the unwanted attention is being received from an employee(s) of a facility which the Service is visiting, immediately inform the Management of the facility with a request that the attention immediately desists.
- b) Where the unwanted attention is being received by a member(s) of the public, such person will be asked to immediately desist.

In the event that a person(s) does not immediately cease the unwanted attention staff will phone the Gardaí.

Outings to Farms or Zoos:

Before the visit:

- Contact the farm or zoo being visited to discuss visit arrangements and ensure that adequate infection control measures are in place.
- Be satisfied that the pet farm/zoo is well managed, and precautions taken to reduce the risk of infection to visitors.
- Ensure that hand washing facilities are adequate, accessible to small children, with running hot and cold water, liquid soap, disposable paper towels, clean towels, or air dryers and waste containers.
- Ensure that all supervisors understand the need to make sure the children wash, or are helped to, wash their hands after contact with animals.

During the visit:

- Children are well supervised at all times.
- Any cuts and grazes are covered with a waterproof plaster.
- Hands are washed with warm running water and dried thoroughly after contact with animals/animal's feed, before eating and drinking, using the toilet and leaving the farm. Children will require supervised hand washing.
- Children do not eat or drink anything while touring the farm.
- Children only eat in the designated areas.
- Children do not put fingers in their mouths or the mouths of animals.
- Children wear appropriate clothing, including sturdy shoes or boots but not sandals.
- Visitors do not drink from taps unless specifically labelled as drinking water.
- Visitors do not touch compost, animal waste and, after any accidental contact, should wash their hands thoroughly.
- Since boots and clothes can become contaminated during the visit, children will wash their hands after removing the clothes and boots and before doing anything else (e.g. eating). Dirty boots will be cleaned with hot water and detergent. Footwear will be changed or cleaned before leaving and then hands washed.
- Pregnant staff members will not handle sheep or new-born lambs at the visit.

Young Explorers' Club Policies & Procedures January 2020

- If a member of the group shows signs of illness (e.g. vomiting and/or diarrhoea) after a farm/zoo visit, they are advised to visit their GP and explain that they have had recent contact with farm animals.
- If two or more members are ill, please follow the above action. The Manager will also contact their local Department of Public Health, as further action may be necessary.

(Source: Health Protection Surveillance Centre, Preschool and Child Care Facility Subcommittee, Management of Infectious Disease in Child Care Facilities and Other Child Care Settings)

Signed: _____ **Date:** _____

Name:

Person responsible for approving the Policy

APPENDIX N: OUTINGS CHECKLIST

✓ **Risk Assessment**

The location for the outing should be familiar to staff and a risk assessment should be carried out prior to the visit with the children. Risk assessment forms should be completed and kept for inspection.

✓ **Consent form signed by parents/guardians**

A consent form must be given to and signed by a parent/guardian for trips or outings and retained in the child's file for inspection.

✓ **Contact numbers for each child — parents/guardians**

All contact numbers should be stored in the phone.

✓ **Mobile phone**

Ensure it is charged properly and if credit is needed that there is plenty of credit in the phone. All contact numbers should be stored in the phone. The mobile phone is password protected. A list is also brought and kept securely in a bag.

✓ **Food/snacks and plenty of fresh water**

Especially if it is a hot day these should be chilled before leaving.

✓ **Sun cream and sun hats or rainwear**

Depending on the weather.

✓ **Balls, rings, skipping ropes etc.**

For the children to play games if appropriate.

✓ **A watch with the correct time**

Before leaving the staff should say what time they will be returning and if the time runs late they should ring the Manager to inform them of this.

✓ **Always bring a good supply of tissues or baby wipes**

✓ **First Aid Kit and First Aider**

Always bring a small travel first aid kit. A qualified first aider should always accompany the children. Don't forget any medication for children with identified conditions.

✓ **Buggies**

Even if children are old enough to walk, it is important to have at least one buggy in case a child gets tired.

ADDITIONAL POLICIES

27. SUPERVISION OF CHILDREN – INDOOR AND OUTDOOR

Document Title:	Supervision of Children - Indoor and Outdoor
Unique Reference Number:	027
Document Author:	Young Explorers Club
Document Approved:	Bart Siniarski
Person(s) responsible for developing, distributing and reviewing Policy	Bart Siniarski
Person responsible for approving Policy	Bart Siniarski
Method of communication of policies to staff (email / hard copy / induction training)	Available online through "Famly"
Method of communication of policies to parents/guardians (full policies via email, hard copy)	Hard copy available in the service
Date the Document is Effective From:	January 2020
Scheduled Review Date:	Annually
Number of Pages:	6

This policy has been communicated to parents/guardians.

Relevant staff know the requirements and have a clear understanding of their roles and responsibilities in relation to this policy.

Relevant staff have received training on this policy.

Statement of Intent:

Our intention is to ensure that children are safe in the setting both indoors and outdoors by having proper supervision by the staff team.

Young children are curious about their environment where they see opportunities for exploration and investigation in their indoor and outdoor environment. Children are especially vulnerable and rely on responsible adults to care and protect them.

Policy and Procedure:

Young Explorers' Club Policies & Procedures January 2020

This policy must be followed and implemented by all staff working in the Service. Staff must be vigilant and observant in their supervision to ensure the safety, health and wellbeing of the children at all times. Staff must be familiar with the environment and any possible hazards.

Appropriate Supervision:

- Each child attending the Service is under the supervision of a qualified staff member at all times.
- Children are supervised primarily by sight - that is, observation.
- Supervision for short intervals by sound (listening) is allowed as long as relevant staff can talk with the children who are out of sight (example: children who can use the toilet independently)
- Constant careful supervision by both sight and sound occurs to ensure children's safety, where risks are higher (examples: climbing trees, swimming, bonfires, ponds, water tables, sensory play activities)
- Supervision is appropriate at all times including during:
 - indoor activities;
 - outdoor activities;
 - mealtimes;
 - outings;
 - sleep time;
 - toileting and nappy changing;
- Supervision considers:
 - the required adult : child ratio;
 - the individual children's needs;
 - the activities being engaged in;
 - staffing levels so that supervision of children is not compromised due to unexpected staff absences (examples: late arrivals, unplanned leave (sick leave)
- No person on the premises is under the influence of alcohol or any other substance that has a detrimental effect on their functioning or behaviour during the service's hours of operation. (Note: (foot note at the end of QFA p 75) The result of a wrong action or a failure to follow correct procedures

Young Explorers' Club Policies & Procedures January 2020

that has a damaging or harmful effect. The person in charge must be satisfied and have documentary medical advice for relevant staff members taking medication, confirming that the medication will not impair that staff member's ability to care for children properly)

Sleep

- Sleeping children are supervised at all times by:
 - A staff member remaining in the room where children are sleeping, or
 - a staff member going into the sleep room at least every 10 minutes and observing each child;
- Physical checks of sleeping children (at least every 10 minutes) are recorded in accordance with the service.
- Where used, sound monitors increase supervision but these monitors do not replace direct visual and auditory supervision.

Food and Drink

Children are supervised while eating and drinking.

Toileting

Children who are able to use the toilet facilities independently are supported to do so.

Staff are within hearing range of children in case help is needed.

Quiet Play

- Spaces, indoors and outdoors, where children choose or have the opportunity for alone time or quiet play are designed with visibility in mind that allows constant adult supervision in an unobtrusive way.
- Equipment and furniture are arranged to ensure effective supervision while also respecting children's wishes for alone time and space.

Indoor Area:

The staff child/ratios for indoor play will be in compliant with the Child Care Act 1991 (Early Years Services) Regulations 2016. Staff/child ratios will be applicable to the age range specified in the Child Care Act 1991 (Early Years Services) Regulations 2016. Staff will be vigilant about supervising children indoors.

Entrance Area:

- All staff must follow the practices in relation to access and egress of parents/guardians and children through the main door.
- When people reach the outside door of the Service, staff should not allow entry unless they are sure that the person is:
 - A parent
 - An authorised collection person
 - A visitor (staff should be informed of any expected visitors and given the name and company of the person visiting)
 - Early Years Inspection Team
 - If in doubt, check with the Manager

Corridor/Hallway Area:

- Staff must be constantly vigilant in this area and children must not be allowed in the corridor unaccompanied.
- Staff should teach children that this area is for hanging coats and their bags. The children should learn to move quickly into their appropriate rooms. Staff should talk to the children at this time about what activities will be happening in the room so that children's attention can be focused in getting to their rooms as opposed to spending time in the corridor.

Individual Rooms:

- A daily risk assessment of the rooms should take place.
- Staff should ensure that their presence and position in the rooms allows that all areas of the room are under constant supervision and that all children are in the sight of at least one member of staff, at all times.
- Staff should observe due care and attention when opening presses ensuring that children are not standing nearby.

Young Explorers' Club Policies & Procedures January 2020

- Child Care safety latches should be used at all times on the presses and the doors as appropriate.
- Staff should do regular headcounts and ensure they match with the child register.
- Staff should be aware of any 'blind spots' in the rooms
- The blinds/curtains on the windows should be used appropriately to ensure that the glare from the sunshine does not have an impact on the children.

Outdoor Play Area [See also Outdoor Play Policy]:

The staff child/ratios for outdoor play will be in compliant with the Child Care Act 1991 (Early Years Services) Regulations 2016. A minimum of one staff for every group will be present at any one time. Staff will be vigilant about supervising children outdoors. The outside time is play time for the children. The adult is there to supervise and lead games or play and ensure that the children are in no danger to themselves or their peers. Staff should not sit and should ensure they have a good view of the whole area.

- Staff should ensure that their presence and position in the outdoor play area allows that all areas of the outdoor area are under constant supervision and that all children are in the sight of at least one member of staff, at all times.
- The outdoor play area must be checked by a staff for safety before any children use the outdoor play area (see outdoor play policy).
- A regular headcount should be done with the children outside and this should be matched against the register, which should be brought outside.
- Children should be made aware of any rules for playing outside [for example use of equipment]
- Children should not be allowed interfere with the gate in outdoor area.

Outings [See also Outings Policy]:

- All outings are risk assessed and an outings checklist is used for each outing. This is outlined in detail in the Outings Policy.
- The staff/child ratios for outings should be confirmed with the Insurance company in the first instance, as this ratio may be higher than the Child Care Act 1991 (Early Years Services) Regulations 2016
- Staff should ensure that they follow the requirements of the Outings Policy and Procedure

Young Explorers' Club Policies & Procedures January 2020

- Staff must ensure that they constantly supervise the children in their care.

A regular headcount should be done with the children on outings and this should be matched against the register, which should be brought on outings.

(Please also see our Missing Child policy where a child goes missing from the Service)

Signed: _____ **Date:** _____

Name:

Person responsible for approving the Policy

28. MISSING CHILD

Document Title:	Missing Child
Unique Reference Number:	028
Document Author:	Young Explorers Club
Document Approved:	Bart Siniarski
Person(s) responsible for developing, distributing and reviewing Policy	Bart Siniarski
Person responsible for approving Policy	Bart Siniarski
Method of communication of policies to staff (email / hard copy / induction training)	Available online through "Family"
Method of communication of policies to parents/guardians (full policies via email, hard copy)	Hard copy available in the service
Date the Document is Effective From:	January 2020
Scheduled Review Date:	Annually
Number of Pages:	2

This policy has been communicated to parents/guardians.

Relevant staff know the requirements and have a clear understanding of their roles and responsibilities in relation to this policy.

Relevant staff have received training on this policy.

If a child goes missing Tusla, the Child and family Agency must be informed within 3 days.

Statement of intent:

It is our intention to keep children safe at all times and to avoid a situation whereby a child is missing.

Procedure:

- Children are welcomed into the setting by a designated member of staff, who marks their presence in the daily register.

Young Explorers' Club Policies & Procedures January 2020

- A member of staff remains on duty by the door throughout the arrival and departure period of the Service and until all parents/guardians have left the premises.
- The main door is kept secure at all times when a member of staff is not on duty at the entrance.
- Children's times of arrival and departure are noted on the register, and a note is made in the register if a child is to leave early or with another adult.
- The outdoor area is supervised when children are outside and secure at all times.
- Staff are deployed throughout the setting during the session, ensuring that no child is left alone for any period without an adult being aware of their location.
- The outdoor area is supervised.
- The rooms in which the children play is never left unsupervised/out of vision of staff.
- Staff remains on duty within the main room at all times, unless all the children and staff are in the outdoor area together
- If all Staff and children are outside and a child needs to come inside, a member of staff will accompany them inside.

In the event of Staff not being able to locate a child on the premises:

- The premises will be searched thoroughly and immediately.
- The register will be called to determine which child(ren) are missing.
- The grounds surrounding the service will be searched.
- Staff will call the local Garda immediately and without delay.
- Staff will inform the parents/guardians immediately and without delay.
- A full and thorough review of procedures and practices will take place to determine how the incident occurred and changes will be made if appropriate.
- An accident/incident form will be completed and appropriately signed

See Outings Policy for procedure to follow if a child goes missing on an outing.

Signed: _____ **Date:** _____

Name:

Person responsible for approving the Policy

29. SUN SAFETY

Document Title:	Sun Safety
Unique Reference Number:	029
Document Author:	Young Explorers Club
Document Approved:	Bart Siniarski
Person(s) responsible for developing, distributing and reviewing Policy	Bart Siniarski
Person responsible for approving Policy	Bart Siniarski
Method of communication of policies to staff (email / hard copy / induction training)	Available online through "Famly"
Method of communication of policies to parents/guardians (full policies via email, hard copy)	Hard copy available in the service
Date the Document is Effective From:	January 2020
Scheduled Review Date:	Annually
Number of Pages:	3

This policy has been communicated to parents/guardians.

Relevant staff know the requirements and have a clear understanding of their roles and responsibilities in relation to this policy.

Relevant staff have received training on this policy.

Statement of Intent:

We will work with staff and parents/guardians to achieve sun safety.

Policy:

The Service requests that parents/guardians:

- Apply sun cream to their child/children before they attend the Service. It is the responsibility of the parents to apply sun cream to their child/children.
- Provide a sunhat for children.

The Service will ensure that:

Young Explorers' Club Policies & Procedures January 2020

- On very hot days children will have reduced exposure to sunlight.
- Where possible, children can seek shade when outside in the sun.
- Ensure that children will wear a sunhat if provided by the parent.

We will work towards Sun safety through the following:

Education:

- Discussion with the older children about the sun and the need for protection.
- Letter to be sent to parents/guardians and guardians with regard to sun cream and protection.
- Time spent in discussion at staff meetings about sun safety in the garden.

Protection:

- Large sun umbrellas may be used for shade around the garden.

Timetabling:

- Children will spend more time playing outside before 11.00am and after 3.00pm, and less time over lunchtime.

Clothing:

- We will actively encourage all children to wear a hat when playing outside – for any length of time.
- A small supply of hats will be available for those children who have forgotten their own.

Sunscreen:

- It is parents'/guardians' responsibility to apply sun cream to their children before entering the Service.

Young Explorers' Club Policies & Procedures January 2020

Drinks:

- Water will be available at all times in the classroom.
- Water will also be available in the garden while children are playing.

Signed: _____ **Date:** _____

Name:

Person responsible for approving the Policy

30. ANIMALS

Document Title:	Animals
Unique Reference Number:	030
Document Author:	Young Explorers Club
Document Approved:	Bart Siniarski
Person(s) responsible for developing, distributing and reviewing Policy	Bart Siniarski
Person responsible for approving Policy	Bart Siniarski
Method of communication of policies to staff (email / hard copy / induction training)	Available online through "Family"
Method of communication of policies to parents/guardians (full policies via email, hard copy)	Hard copy available in the service
Date the Document is Effective From:	January 2020
Scheduled Review Date:	Annually
Number of Pages:	4

This policy has been communicated to parents/guardians.

Relevant staff know the requirements and have a clear understanding of their roles and responsibilities in relation to this policy.

Relevant staff have received training on this policy.

Statement of Intent:

It is our policy to ensure that any animals visiting, will be cared for according to their individual requirements and needs and will be kept under control.

Iguanas, snakes, turtles and other reptiles (marine and terrestrial) are not appropriate animals for childcare settings; they can carry pathogens such as salmonella and clostridia (that cause botulism) and can readily pass these on to children. Moreover, reptiles should not be kept as pets in a house where there are children under the age of five. In addition to reptiles, other exotic pets such as spiders and tropical fish are not good choices. Nor are ferrets and wild or dangerous animals.

Young Explorers' Club Policies & Procedures January 2020

The Manager will ensure that a knowledgeable person is responsible for any animals and that there is no risk of contravening the relevant Health and Safety legislation.

Policy and Procedure:

Animals, birds and fish may carry infections, which can be transmitted to humans. Strict hygiene procedures are, therefore, required when handling and caring for these creatures to prevent illness. The children are encouraged to talk with staff regarding the animals and their care. Children's hands are always washed after handling the animals.

Precautions:

- Appropriate risk assessments must be carried out and an account must be taken of any allergies that anyone coming into contact with the animals may have and appropriate precautions taken.
- Parents/guardians must be informed before an animal visits the Service to establish if a child has an allergy or phobia to a particular animal.
- It might be advisable for the children to view the visiting animal from a safe distance, e.g. looking through a window to an animal outside.
- Staff should be aware that all species of reptiles may carry salmonella organism, particular care with hygiene must be taken when introducing these animals into the Service.
- Children must wash their hands thoroughly with liquid soap in warm running water after coming in contact with any animals.
- Children will be supervised at all times when handling animals and will be taught correct handling and care of the animals.
- Staff must wash their hands after cleaning out the animals and dispose of all soiled matter in the outside bin.
- Children must not help to clean the animals' environment

Zoonoses:

Domestic and farm animals may carry a range of diseases, some of which can also affect humans. These diseases are known as zoonoses and some of these diseases may pose a risk to persons working with animals.

Common Zoonoses:

Escherichiacoli 0157

Bacterium that lives in the gut of animals, including cattle, sheep, deer and goats and is also carried by pets and wild birds. Can cause illness in humans ranging from diarrhoea to kidney failure and in some cases death. Infection can be caused by contacting contaminated faeces and then introducing the bacterium into the mouth. It is vital that anyone who works with or touches animals thoroughly washes their hands and arms before eating, drinking or smoking and observes good personal hygiene practices.

Cryptosporidiosis

This disease is caused by a protozoa called *Cryptosporidium parvum*. It is carried by calves, lambs, deer and goats and may be transmitted to humans by contact with animal faeces. It may cause diarrhoea and abdominal pain with 'flu-like symptoms for up to six weeks in humans. Again, good personal hygiene practices are key to preventing worker exposure.

Salmonella

The salmonella bacterium can be carried by many types of animals and infection in humans can result in diarrhoea, fever and abdominal pains. Human infection is normally due to contact with contaminated faeces and subsequent hand to mouth contact. Once again good personal hygiene practices are essential.

Orf

Orf is caused by a virus carried by sheep and goats (lambs pose a significant risk) and may cause face, hand or arm ulcers in humans who come into contact with lesions on infected animals. Good personal hygiene practices are essential to prevent human infection.

Ovine chlamydiosis (enzootic abortion of ewes - EAE)

EAE is caused by the organism *Chlamydia psittaci* which is carried by sheep and possibly goats. Infection in humans can lead to abortion or flu like illnesses. It is normally passed to humans during handling or contact with an infected afterbirth. Pregnant women should thus avoid working around pregnant ewes.

Signed: _____ Date: _____

Name:

Person responsible for approving the Policy

31. TOILETING

Document Title:	Toileting
Unique Reference Number:	031
Document Author:	Young Explorers Club
Document Approved:	Bart Siniarski
Person(s) responsible for developing, distributing and reviewing Policy	Bart Siniarski
Person responsible for approving Policy	Bart Siniarski
Method of communication of policies to staff (email / hard copy / induction training)	Available online through "Family"
Method of communication of policies to parents/guardians (full policies via email, hard copy)	Hard copy available in the service
Date the Document is Effective From:	January 2020
Scheduled Review Date:	Annually
Number of Pages:	3

This policy has been communicated to parents/guardians.

Relevant staff know the requirements and have a clear understanding of their roles and responsibilities in relation to this policy.

Relevant staff have received training on this policy.

Statement of Intent:

All staff who work with children in the Service must follow this policy. It is our policy assist our children and facilitate our parents/guardians with toilet training.

Policy and Procedure:

It is our policy to assist our children and facilitate our parents/guardians with toilet training. There is no magic age at which a child is ready to start but most children will develop the necessary physical and cognitive skills around 2 years onwards. At the Service we respect each child's development and assess their readiness before introducing them to toilet training.

- Those in training are required to wear 'pull-ups' and easily accessible clothing.

Young Explorers' Club Policies & Procedures January 2020

- At the Service we feel it is vital that parents/guardians and staff discuss what methods they use to introduce their child to potty/toilet training. It is very important for parents/guardians and staff to remain consistent in their approach so that the child is clear and has a good understanding of what is involved.
- Our staff will be happy to advise parents/guardians and offer practical advice.
- We feel that taking a 'slow approach' to toilet training has better chance of success. Rushing a child when they are not ready or willing will only be counterproductive.
- Potty/Toilet training will always be done in a relaxed environment. The children will never feel stressed or anxious to perform and it will always be presented as a fun exercise.
- Where children are being potty/toilet trained parents/guardians are advised to inform the teachers what procedures and methods are being used.
- We recommend that parents/guardians provide several full sets of clothes (labelled) in case of accidents.

General Toileting Procedures:

At all times it is important to respect the rights and needs of the children in our care. When a child needs to use the toilet allow him/ her the privacy to do so. If the child asks you to accompany them to the toilet, do so.

- Children have unrestricted access to the toilet and don't have to wait to use the toilet.
- Children are allowed to take their time toileting.
- Staff encourage and support children to become more independent in toileting practices and to take part in the process if they are physically able (e.g. flushing the toilet)
- Setbacks and toileting accidents are treated in a sensitive and supportive way. Children are not made to feel embarrassed, ashamed or made to feel inadequate or be punished about any aspect of using the toilet.
- Go to the bathroom door ask the child if s/he wants the toilet door left open or closed.
- Reassure the child that you will wait outside the door where they can call if they need you.

Young Explorers' Club Policies & Procedures January 2020

- If the child asks you to help undo buttons or zippers where possible, have another staff member in the same vicinity for both the child's and staff members' protection.
- No two children will be permitted to enter a toilet cubicle together. This is to ensure their privacy as well as their safety.
- Young children need encouragement and help with self-care, wiping bottoms, flushing toilet, washing hands etc.
- Staff must use the disposable gloves and aprons provided, if cleaning up any spillages.
- Staff should be sensitive to accidents.
- Staff should maintain a pleasant atmosphere.
- The child's privacy should be maintained.
- Good hand washing practice will be used at all times [See Hand Washing procedure under Infection Control Policy]

Toileting Accidents:

A full set of labelled clothing should be provided by parents/guardians so that if a child has an 'accident' of this nature they will in the first instance be offered fresh clothing into which they can change.

All such incidents will be recorded in the Incident Book or form and the parent/carer informed.

Toilet Training and a Child's Development:

Toilet training is based on the child's developmental level and their own readiness to start, rather than their age. Toilet training is agreed on and supposed by parents and guardians. If there is an individual toilet training plan, it is co-ordinated with the parents or guardians and kept in the children's individual record.

Signed: _____ **Date:** _____

Name:

Person responsible for approving the Policy

32. CRITICAL INCIDENT AND EVACUATION PLAN

Document Title:	Critical Incident and Evacuation Plan
Unique Reference Number:	032
Document Author:	Young Explorers Club
Document Approved:	Bart Siniarski
Person(s) responsible for developing, distributing and reviewing Policy	Bart Siniarski
Person responsible for approving Policy	Bart Siniarski
Method of communication of policies to staff (email / hard copy / induction training)	Available online through "Family"
Method of communication of policies to parents/guardians (full policies via email, hard copy)	Hard copy available in the service
Date the Document is Effective From:	January 2020
Scheduled Review Date:	Annually
Number of Pages:	11

This policy has been communicated to parents/guardians.

Relevant staff know the requirements and have a clear understanding of their roles and responsibilities in relation to this policy.

Relevant staff have received training on this policy.

Statement of Intent:

The Service will endeavour to ensure that the children are protected and cared for at all times and in the event that the building needs to be evacuated staff will follow this plan safely and children will be supervised during any period spent outside the premises.

Definition of Critical Incident:

A critical incident is any incident or sequence of events which overwhelms the normal coping mechanisms of the Service.

Emergency Preparedness:

Young Explorers' Club Policies & Procedures January 2020

Emergency preparedness is the preparation and planning necessary to effectively handle a critical incident. It involves individuals assessing the likelihood of specific critical incidents occurring and developing an emergency plan that identifies the services they require, and the resources they need to have on hand in case such an incident occurs. The goal of these preparedness activities is to make sure that a Service is ready and able to respond quickly and effectively in the event of a critical incident.

Responsibilities and Roles in Emergency Planning and Response:

Management will:

- Ensure that the facility remains in compliance with Child Care Act 1991 (Early Years Services) Regulations 2016 in regard to:
 - First Aid
 - Medical Assistance
 - Management and staffing
 - Registering of children
 - Records
 - Information for Parents/guardians
 - Fire safety measures
 - Premises and Facilities
- Develop and review Emergency Preparedness Plan(s); emergency situations identified during assessment as being high risk to the Service will have a specific plan developed.
- Ensure that staff are trained in the provisions of Emergency Preparedness Plan(s).
- Ensure that children are prepared for the provisions of Emergency Preparedness Plan(s).
- Conduct evacuation and lockdown drills keep records and plan revisions based on drill evaluations.
- Assign emergency responsibilities to staff as required, with regard to individual capabilities and normal responsibilities.
- Keep parents/guardians and staff informed of the Emergency Preparedness Plan revisions.
- Carry out regular safety checks of equipment and toys and records kept.

Management will complete a Critical Incident Form for every possible critical incident.

Staff will:

- Participate in developing the facility's Emergency Preparedness Plan(s).
- Participate in emergency preparedness training and drills.
- Help children develop confidence in their ability to care for themselves.
- Provide leadership during a period of emergency.

Management will:

- Participate in developing the facility's Emergency Preparedness Plan(s).
- Conduct periodic safety inspections of the facility.
- Identify shut-off valves and switches for gas, oil, water and electricity
- Provide for emergency shut-off of the ventilating system (as applicable).
- Instruct all staff members on how to use fire extinguishers.

Parents/guardians:

Management will:

- Encourage parents/guardians to become familiar with the Emergency Preparedness Plan(s) and procedures they are to follow.
- Advise parents/guardians of the Service procedures for collecting their children if an emergency causes us to relocate to another site.
- Ensure that the information the Service has on the children and parents/guardians is current and correct.

We have addressed emergency situations through our policies and procedures.

Records:

To prepare for an emergency we have the following:

- A current list of staff members' names addresses and contact details for staff and next of kin.
- A current list of children including additional needs requirements.

Young Explorers' Club Policies & Procedures January 2020

- An attendance logbook.
- A current list of parents/guardians, second named guardian and nominated person including contact details.
- Adequate first aid resources and a current list of staff with first aid training.
- A quick reference guide with contact details for the Critical Incident Team and essential services.
- A clearly defined evacuation procedure which identifies pre-designated assembly areas and if required, a relocation shelter site.

Critical Incident Procedures:

When an incident occurs, staff will immediately alert management or other designated person. It is the responsibility of the person in charge to determine whether the incident is deemed to be critical. The person in charge or designated person will lead the emergency response and be guided by the Critical Incident Action Guide.

Immediate Response [within 24 hours]

- a) Identify the nature of the critical incident.
- b) Implement the appropriate emergency preparedness plan.
- c) Contact emergency services.
- d) Delegate immediate first aid to trained staff.
- e) If applicable, secure the area.
- f) Ensure safety and welfare of children and staff.
- g) Notify the critical incident team leader if not on site.
- h) Liaise with emergency services, hospital and medical services.
- i) Contact and inform parents/guardians and family members.
- j) Identify children and staff members most closely involved and at risk.
- k) Manage media and publicity.
- l) Maintain Emergency Operational Procedure and Time Log.

Lockdown Procedure:

- If there is a dangerous person inside or immediately outside the Service, the best procedure may be to lock all interior doors and protect staff and children in rooms.

Young Explorers' Club Policies & Procedures January 2020

- The service has agreed a code word or signal during the emergency planning process and all staff are trained to recognise this signal which warns them that there is a danger and that all rooms should be locked.
- Children will be kept inside the rooms, away from doors or windows where they can be seen.
- The person in charge will summon Garda Síochána. Efforts to get the dangerous person(s) to leave the premises should **only** be taken if it is safe to do so.

Step Down:

Staff should only unlock the doors to their rooms if they hear the previously agreed safe code word or signal. Or if no code word in use when they are instructed so to do by the Manager?

Shelter in the Facility:

If it is unsafe for the staff and children of the Service to go outside, provisions have been made to provide “protected spaces” inside. Depending on time available to move the children, it may be necessary to try to shelter in a “close” part of the building, rather than the most protected space.

A safe area is:

- ✓ In the interior of the building away from glass that may shatter.
- ✓ Not in a room with large ceiling spans (like gymnasiums or auditoriums) that may fall if subjected to strong winds.
- ✓ In a room where furniture and wall-hangings are secured so that they will not fall onto children or staff.

The protected space was identified during the planning process and made known to all staff. All air intakes and openings should be closed to protect the atmosphere inside in the event that we are being kept inside because of smoke or toxic chemicals outside.

Emergency Evacuation after a Session has started:

- The alarm bell will be sounded by the Manager, or other nominated person, or the code word will be conveyed to staff.
- In the event of an emergency evacuation after the session has started, parents/guardians may be informed by telephone that they are required to collect their child as soon as possible from the Emergency Assembly Point.
- The children will be safely evacuated according to the current Fire Drill procedures to the Emergency Assembly point.
- Contact information for all the children will be taken out of the building along with the daily register.
- Once the building is evacuated, the emergency services will be called.
- Children will only be escorted back into the building under the advice of the emergency services or the person in charge once all threats to safety have been cleared.

Procedures for Dealing with a Trespasser:

If a trespasser is found on the premises the person in charge or other nominated person will:

- a) Establish their name and why they are on the premises.
- b) Inform another member of staff that they are dealing with a trespasser and activate the lock down or evacuation procedure if required. (Use the code word to alert other staff members).
- c) Offer help to the person or to call someone for them in the event that the trespasser is distressed, or it is suspected that they are under the influence of alcohol or other intoxicants.
- d) Request that the person leaves quietly.
- e) If the person refuses to leave the Gardaí will be called.

Under no circumstances must staff put themselves in danger if the trespasser is aggressive or violent. The evacuation procedures should be followed, and the Gardaí called.

Post Assault/Post Trauma: Procedures and Guidelines:

In the event of any incident the Service Management should offer as much support as is reasonably possible to those involved.

Note: It is considered essential that the Service Manager and all staff are aware of the effects of assaults/serious incidents.

- The following areas need to be addressed for the staff:
 - Debriefing immediately following, or as soon as practical after an assault/incident.
 - Completion of report on the incident.
 - Follow up to check how the staff member is doing.
 - Outside/independent support for the staff member if appropriate.
 - Get immediate medical help if necessary.
 - Consult own GP and if advised take sick leave.
 - If appropriate avail of counselling service provided by an outside agency.
The service will meet this cost within a specified limit.
- Contact the union for advice, if applicable.
- Complete an Incident Report Form.
- Report assaults/incidents and serious threats to the Gardaí, but it is acknowledged that it is up to the individual staff member to make a decision on pressing charges.
- The Manager or other designated person should accompany the staff member when making a report to the Gardaí and also to Court if charges are brought and the staff member is required as a witness.

NOTE:

Address of staff member making a statement to the Gardaí should be the Service and not their personal address.

Secondary Response [24–72 hours]:

- a) Assess the need for support and counselling for those directly and indirectly involved.

Young Explorers' Club Policies & Procedures January 2020

- b) Provide staff, parents/guardians and wider community with factual information as appropriate.
- c) Arrange debriefing for all parents/guardians, children and staff most closely involved and at risk.
- d) Restore the facility to regular routine, program delivery, and community life as soon as practicable.
- e) Complete critical incident report.

Ongoing Follow-up Response:

- a) Identify any other persons who may be affected by the critical incident and provide access to support services for community members.
- b) Provide accurate information to parents/guardians and staff.
- c) Arrange a memorial service and occasional worship (as appropriate).
- d) Maintain contact with any injured and affected parties to provide support and to monitor progress.
- e) Monitor staff and children for signs of delayed stress and the onset of post-traumatic stress disorder; providing specialised treatment as necessary.
- f) Evaluate Critical Incident and Emergency Management Plan.
- g) Be sensitive to anniversaries.
- h) Manage any possible longer-term disturbances e.g. inquests, legal proceedings.

Evaluation and Review of Management Plan:

- After a critical incident, a meeting of the critical incident team will be held to evaluate the critical incident report, the effectiveness of the management plan and to make modifications as required.
- After any evacuation or security breach a full and comprehensive review will take place by Management and will include:
 - Completing an incident report form with a full report of how the situation was dealt with.
 - A report of any children or staff that have been distressed or upset during the incident or subsequent evacuation.
 - Evacuation procedures.
 - Security arrangements to avoid trespassers accessing the building.

Young Explorers' Club Policies & Procedures January 2020

- The evaluation process will incorporate feedback gathered from staff, parents/guardians and local community representatives.
- An evaluation report will be made available to the Management team.

Information/Training:

- These procedures should be known to all staff and reviewed on a regular basis and incorporated into the induction programme.
- Management and staff should agree an emergency code or signal.
- Under no circumstances must staff be made feel incompetent or apologetic for activating the emergency procedures.

Dealing with the Media:

In the event of a crisis, emergency or controversial situation, the person in charge will handle all contacts with the media and will coordinate the information flow from the Service to the public. In such situations, all staff should refer calls from the media to the Manager or other designated person. No staff may talk to the media unless designated to do so. A breach of this may invoke the Disciplinary Policy procedures.

See Appendix O: Dealing with the Media

Signed: _____ **Date:** _____

Name:

Person responsible for approving the Policy

APPENDIX O: DEALING WITH THE MEDIA

Some events draw a great deal of media attention and this can add complexity and stress to what is already a difficult situation. The media can be used to dispel rumour and give a clear factual message.

On the other hand, the media can sensationalise the story. The primary concern at any time of crisis is to protect the privacy of those affected by the incident and to ensure any media attention is handled sensitively.

It is most important that all those involved understand how the media will be handled at times of crisis

Press Statement:

- Prepare a press statement that is factual and accurate.
- It should be brief and carefully considered.
- Avoid sweeping statements or generalisations.
- Consider privacy of families concerned.

Interviews:

- Decide if the Service wished to partake.
- Use designated times and in a specific press room (this keeps you in control).
- Preparation is key.
- Parents/guardians should be advised not to let children be interviewed.
- Delegate a spokesperson.
- Management should inform everyone concerned that only the nominated spokesperson will deal with the media.

Media Do's and Don'ts:

Do's	√	Don'ts	X
Do write a press release and rehearse		Don't go into personal details of those involved	
Do consider getting professional help or help from your membership organisation		Don't read the statement to the camera	
Do use careful and sensitive language		Don't engage in rambling discussions afterwards Don't use "no comment"	
Do keep it short		Don't respond to quotes from others	
Do regard anything you write down as quotable		Don't answer questions that you don't know the answer to	
Do ask can you have sight of any press coverage		Don't make "off the record" comments	
Do ask for outline of questions in advance		Let anyone, other than spokesperson speak with the media	
Do avoid being drawn into speculation		Don't make sweeping statements	

33. PARTNERSHIP WITH PARENTS/GUARDIANS

Document Title:	Partnership with Parents
Unique Reference Number:	033
Document Author:	Young Explorers Club
Document Approved:	Bart Siniarski
Person(s) responsible for developing, distributing and reviewing Policy	Bart Siniarski
Person responsible for approving Policy	Bart Siniarski
Method of communication of policies to staff (email / hard copy / induction training)	Available online through "Family"
Method of communication of policies to parents/guardians (full policies via email, hard copy)	Hard copy available in the service
Date the Document is Effective From:	January 2020
Scheduled Review Date:	Annually
Number of Pages:	3

This policy has been communicated to parents/guardians.

Relevant staff know the requirements and have a clear understanding of their roles and responsibilities in relation to this policy.

Relevant staff have received training on this policy.

Statement of Intent:

The Service recognises the importance of working in partnership with parents/guardians to promote the best interests of children and that parents/guardians play a key role in the education of their children. The Service will work in partnership with and support parents/guardians in this role.

Policy and Procedure:

We have an "open door" policy where families are always welcome but where the needs of all of the children in our care are always the first priority. Parents/guardians will be made feel welcome and regular exchange of information with parents/guardians and staff will enable a two-way process of support.

We will adopt the following procedure:

Young Explorers' Club Policies & Procedures January 2020

- Ensure parents/guardians views and needs are incorporated, parents/guardians rights respected, in regard to all cultural and religious differences.
- Ensure we adhere to respect confidentiality at all times.
- Welcome comments and feedback. Parents/guardians are encouraged to follow our complaints/compliments procedure in relation to any issues they may have regarding the services provided.
- Ensure parents/guardians are given regular information about their child's progress through informal and formal feedback –verbal and written.
- We use an IT app to connect with parents/guardians through their mobile phone and update them throughout the day ("FAMILY" App)
- Ensure that all parents/guardians are informed about meetings and any other activities being organised.
- Ensure all parents/guardians are aware of the policies and procedures.
- Encourage parents/guardians to contribute their own skills, knowledge and interests through curriculum activities.
- If parents/guardians are separated, we may contact both parents/guardians to discuss a child's progress.
- We ask that parents/guardians to let us know if they will be picking up their child early so that we can have the child ready to minimise disrupting the rest of the group.

Where English is not the first language of the Parent/Guardian:

- Staff will make every effort to communicate with the parent/guardian using verbal/non-verbal methods.
- Staff will undertake to learn key phrases in the parent/guardian /child's language.
- Parents/guardians will be invited to become involved in the Service and share with staff and children the culture/history of the country of origin.

Open Door Policy:

It is our policy to offer a bright, warm, welcoming environment. We understand the importance of consultation and building relationships with our children, parents/guardians and staff.

Procedure:

Young Explorers' Club Policies & Procedures January 2020

- All parents/guardians are welcome to visit the Service at any time. However, parents/guardians should be aware that we might not be able to give them our full attention, as the supervision and needs of children in our care come first. Therefore, it may be more helpful to the parent to make an appointment in advance.
- We aim to give daily feedback on each child on their day to parents/guardians
- We would welcome that parents/guardians advise staff each morning of any significant happenings at home that we should know of e.g. child had a poor night's sleep, as he/she may be tired.
- We work together when difficult issues arise relating to behaviour.

Babysitting: Staff may not babysit for children that attend the Service.

Working Together with Parents/Guardians:

- Encourage families to share their knowledge of their child with the staff members and staff reciprocate by sharing the knowledge of the children in general with parents/guardians so that there is a mutual growth and understanding in ways that benefit the child.
- Strive to develop positive relationships with families that are based on mutual trust and open communication. Engage in shared decision making.
- Acknowledge families existing strengths and competence as a basis for supporting them in the task of nurturing their child.
- Acknowledge the uniqueness of each family and the significance of its culture, customs, language and beliefs.
- Maintain confidentiality and respect the right of the family to privacy.
- Consider situations from each family's perspective, especially if differences or tensions arise.
- Assist each family to develop a sense of belonging to the Service in which their child participates.
- Acknowledge that each family is affected by the community context in which it operates.

Signed: _____ **Date:** _____

Name:

Person responsible for approving the Policy

34. CURRICULUM

Document Title:	Curriculum
Unique Reference Number:	034
Document Author:	Young Explorers Club
Document Approved:	Bart Siniarski
Person(s) responsible for developing, distributing and reviewing Policy	Bart Siniarski
Person responsible for approving Policy	Bart Siniarski
Method of communication of policies to staff (email / hard copy / induction training)	Available online through "Family"
Method of communication of policies to parents/guardians (full policies via email, hard copy)	Hard copy available in the service
Date the Document is Effective From:	January 2020
Scheduled Review Date:	Annually
Number of Pages:	11

This policy has been communicated to parents/guardians.

Relevant staff know the requirements and have a clear understanding of their roles and responsibilities in relation to this policy.

Relevant staff have received training on this policy.

"Encouraging each child's holistic development and learning requires the implantation of a verifiable, broad-based, documented and flexible curriculum or programme".

Síolta – the National Quality Framework for Early Childhood Education

"Active learning, relationships, play, language, and meaningful experiences are priorities for supporting children's early learning and development".

Aistear-The Early Childhood Curriculum Framework.

Statement of Intent:

Young Explorers' Club Policies & Procedures January 2020

The Service offers a range of learning opportunities to children, which are appropriate to the child's stage of development. The Service is fully committed to being guided by the principles of Síolta and the curriculum framework Aistear.

We recognise how important high-quality early childhood experience can be in children's lives. This Curriculum aims to encourage active learning, problem solving, effective communication, creativity and autonomy. It aims to give children a good start which will benefit their long-term success in life. Our Service recognises the diversity of experiences and relationships that shape children's lives.

Children learn best when they:

- Participate in making decisions as much as possible.
- Make choices and contribute to learning experiences.
- Share their opinions and diverse experiences and discuss their learning.
- Have positive role models within the staff team.
- Learn in a responsive and supportive social environment.
- Learn through multi-sensory experiences.
- Participate actively in experiences that engage them emotionally, physically, cognitively and socially.

Aistear: The Early Childhood Curriculum Framework

Our programme will follow the Aistear guidelines and principles. Aistear is Ireland's curriculum framework for children from birth to six years. Aistear is designed to work with the great variety of curriculum materials currently in use in early childhood settings. Using the broad learning goals of Aistear, we will adapt our curriculum to make learning even more enjoyable and rewarding for the children at the Service. Aistear contains information for parents/guardians and practitioners that will help plan for and provide challenging and enjoyable learning experiences that can enable all children to grow and develop as competent and confident learners in the context of loving relationships with others. Aistear describes the types of learning (dispositions, values and attitudes, skills, knowledge, and understanding) that are important for children in their early years and offers ideas and suggestions as to how this learning might be nurtured. The Framework also provides guidelines on supporting children's

Young Explorers' Club Policies & Procedures January 2020

learning through partnerships with parents/guardians, interactions, play, and assessment.

Aistear is based on 12 principles of early learning and development. These are presented in three groups:

1. Children and their lives in early childhood:

- the child's uniqueness
- equality and diversity
- children as citizens.

2. Children's connections with others:

- relationships
- parents/guardians, family and community
- the adult's role.

1. How children learn and develop:

- holistic learning and development
- active learning
- play and hands-on experiences
- relevant and meaningful experiences
- communication and language
- the learning environment.

Aistear also uses four themes that connect and overlap with each other to outline children's learning and development. The themes are:

- Well-being
- Identity and Belonging
- Communicating
- Exploring and Thinking.

Young Explorers' Club Policies & Procedures January 2020

Each theme includes *aims* and broad *learning goals* for all children from birth to six years (see Figure 1). The aims and goals outline the dispositions, attitudes and values, skills, knowledge and understanding that the adult nurtures in children to help them learn and develop.



Figure 1: Curriculum Sheets

Staff will use curriculum planning sheets. A Curriculum timetable is used. Activities should be age and stage appropriate and should include a combination of child-initiated, staff-initiated, collaboratively planned and spontaneous activities. The Curriculum will ensure that children have a balance of activities from the developmental areas listed above. The activities may be “theme based” depending on the interests of the children at the time. We aim to establish sensory-rich outdoor and indoor learning environments to support our curriculum.

The Role of Staff:

- To be a positive role model.
- To offer guidance, support and encouragement.
- To be calm and gentle in approach.

Young Explorers' Club Policies & Procedures January 2020

- Plan collaboratively with children as part of the curriculum decision making.
- Plan a responsive curriculum that reflects their needs and interests and complete curriculum planning sheets.
- Use a range of learning methods including free play, real-life experiences, focused learning, routines, equipment and play materials, etc.
- Organise environments that are dynamic and responsive to children's needs and interests.
- Celebrate diversity and challenge/question any racism, inequality and negative attitudes.
- To be non-judgemental and to be aware of our own values and assumptions.
- Work in close partnership with parents/guardians.
- Collect evidence on how children learn and recording this evidence through observation.

Understanding children's learning:

The Service staff will plan activities based on the following significant characteristics of young children's learning:

- They learn through personal experience.
- Their understanding of other people's talk is often at the literal level.
- They understand best what they can feel (emotionally), see, touch, hear, taste and smell.
- Their attachment to particular adults and peers deepens their ability to learn from and with them.
- They are egocentric and, through experience and guidance, they learn how to cooperate, share and play collaboratively.

Equipment:

At the Service it is the policy that the equipment/Montessori materials, and toys available are suitable, safe and age appropriate, while providing new exciting challenges and experiences for the developmental needs of our children. Equipment is chosen carefully and is appropriate for each room.

Young Explorers' Club Policies & Procedures January 2020

- The layout of the room is carefully designed, and the equipment is low level and accessible for the children.
- The environment will encourage free choice and teaches the children to select, use and replace the materials/equipment after use.
- Some elements of the home environment will be established, our play will include clearly defined areas of interest (e.g.) home/ imaginative, sand/water, art/creative and construction play.
- New materials will be introduced on a regular basis, based on the children's developmental needs and interests.
- Staff responsible for the materials ensuring that all materials/equipment used is clean, safe and well maintained at all times.
- Parents/guardians can feel confident that their child is being cared for in a safe, happy environment.
- We strongly advise parents/guardians not to let children bring their personal toys to the Service as they may get mislaid or broken and cause distress.

We encourage learning through free play with a range of activities including:

Imaginative Play:

The children learn to play together, to share, to use their imaginations and to expand their vocabulary. This type of play encourages children to express their feelings and engage in imaginary situations such as doctors and nurses and going to the post office. This is a safe secure environment where children feel supported in their play.

Books:

The children learn to listen when a story is being read. Acting out or reading stories and describing incidents from their own experiences helps to develop their language. Story telling is an activity, which fosters the enjoyment of books, and can be a motivating factor in learning to read.

Music Activities:

Studies have shown that music has a powerful effect on the intellectual and creative development of children to:

- Inspire right-brain, creative thinking
- Induce relaxation

Young Explorers' Club Policies & Procedures January 2020

- Improve concentration and memory
- Increase verbal emotional and spatial intelligence

The children enjoy singing songs, using percussion instruments and listening to a wide variety of music, from rhymes to classical and pop music. This helps to stimulate their awareness and enjoyment of music and gives them an opportunity to use music as a form of expression.

Creative Play:

Children are introduced to activities such as art and craft, paint and play dough, sand and water play.

Sand and Water Play:

Children have great fun, but they also develop manipulative and pre-math's skills through exploring and experimenting. Many children can express their emotions and feelings when playing with sand and water as well as finding it a very relaxing and soothing activity.

Arts and Crafts:

The children paint, draw, print, use scissors, glue and use clay. This allows the children to develop their creative and pre-writing skills. All this work gives the child a different medium to express their feelings, thoughts and emotions.

Play Dough:

This is not just a fun activity for children; it can also help strengthen muscles in their hands and develop hand eye co-ordination. Once again this is an activity where the children's imagination can be encouraged and developed. Play dough also allows the child to manipulate the material, which may relieve such emotions as anger/frustration.

Jig Saw Construction and Manipulative Toys:

In this area children's pre-reading, pre-writing and hand eye co-ordination are developed. The development of reasoning and problem solving is also developed and encourages small motor movement.

Energetic Play:

Organised energetic activities, such as running, jumping and skipping, will be a part of the Curriculum and encourages large motor movement. As well as aiding physical growth such activities can be a learning area and a great reliever of built up stress or tension.

Drama:

Through drama the children learn self-expression and it instils an inner confidence within themselves. Children enjoy drama and it gives them the opportunity to experience the freedom to express their feelings and emotions in a free, comfortable and safe environment.

Cooking:

All children like to cook, and we provide children with the opportunity to enjoy and learn this very important independent living skill in a relaxed and happy environment. Each week our children will bake and be our super chefs! All children have their own aprons and equipment needed for baking and experience the fun themselves. The children also learn the importance of healthy eating.

MONTESSORI CURRICULUM:

The Montessori approach was designed to help children grow by letting them explore the world. The classrooms are called "prepared environments" where children are given an array of stimulating learning and purposeful activities.

The Montessori Curriculum is based on the research and findings of Dr. Maria Montessori (1870- 1952). Montessori's method is structured around, and promotes, the child's natural, self-initiated impulse to become absorbed in an environment and to learn from it. Based on her observation Dr. Montessori developed specific materials techniques and curriculum areas that assist each child in reaching his/her potential.

In Montessori classes the children follow a set programme of tasks or exercises. They learn everyday life skills such as dressing themselves, washing themselves etc. They learn social graces and manners but also cover a wide range of subjects including Mathematics, Reading and Writing, History and Geography, Science, Biology, Music, Irish, Art, Drama and Literature. Subjects may vary slightly.

Montessori Curriculum Areas:

Practical Life:

The Practical Life section lays the foundation for all other work to be done in the classroom. The activities are everyday tasks that a child needs to learn to master the care of self and care of the environment. Such activities include pouring, sweeping and tying, as well as courtesy. The activities are presented to the child in such a way that concentration, coordination, independence and order are developed.

Sensorial:

The goal of the Montessori sensorial section is to educate the child's senses. The curriculum area contains Montessori-specific materials that help the child refine his or her experience of sight, sound, touch, taste and smell. In addition, the materials of this section are modelled on scientifically based concepts. Sensory experience, with these specially selected materials provides children with the first step in understanding abstract concepts.

Maths:

Maths in the Montessori classroom can be separated into a few major categories: beginning counting, advanced counting, the decimal system, rational numbers (fractions) and the operation of addition, multiplication, subtraction and division. Concepts are presented in a very concrete way so that children are not only able to count but work with square numbers and thousands.

Language:

Montessori language curriculum is an integrated approach that combines phonetics and whole language. The child is introduced to letters and sounds. After several sounds, he can begin to spell and read words by linking these sounds together.

Culture:

This topic integrates geography, history, science, art, music etc. Children study different areas of the world and experience concrete examples of that area's language, literature, dress, food, artwork and music, both past and present. This increasingly important area introduces that child to our planet's great diversity of people.

Signed: _____ **Date:** _____

Name:

Person responsible for approving the Policy

APPENDIX P: Early Childhood Education Framework Principles

The Service recognises the value and contribution of early childhood education to lifelong learning.

The following set of principles provides a framework for staff as they make decisions about their curriculum activities.

1. Children are capable and competent and have been learning since birth

Recognising children as competent learner's means recognising what they know and can do and using that as a starting point for new learning. Children learn in different ways – from feeling, touching, music etc. Therefore, the curriculum planning sheets will be used in all rooms.

2. Children build deep understandings when they learn through all senses and are offered choice in their learning experiences

Children develop holistically when they take in information in through all senses including touch, hearing, seeing, body movement and smell. Children engage more enthusiastically in learning when they are able to participate in decision making about learning experiences.

3. Children learn best through interactions, actively exploring, experimenting and using a variety of materials

Staff support children by encouraging them by facilitating their learning in a range of ways such as movement, painting, drawing, speaking, writing, construction, tabletop activities and role play.

4. Children's positive attitudes to learning, and to themselves as learners, are essential for success in school and beyond

Staff have an important role in encouraging children to develop attitudes such as perseverance and a willingness to engage in new learning. Children develop attitudes when they receive feedback as they question, explore, create, invent and interact with others. Positive attitudes towards learning are also fostered by providing learning experiences that are relevant to children's lives and interests.

5. Children learn best in environments where there are supportive relationships among all partners in the learning community

Staff develop supportive partnerships with children, families, communities and professional colleagues by:

- Building a sense of child centeredness by planning with children.
- Involving families in supporting children's learning through sharing information and allowing families to contribute their own knowledge and perspectives.
- Working with external professionals (Speech therapist, Early Years' inspection team etc.) to provide quality learning programs.

6. Early childhood programs are most effective when they recognise, value and build upon the cultural and social experiences of children

Children have diverse experiences in homes, communities, early care and educational settings. Staff should ensure that learning environments reflect this diversity of cultural and social experiences as well as shared ideas, values, beliefs, and identities. Learning programs therefore acknowledge or build on children's diverse ways of thinking, knowing and behaving.

7. Building continuity of learning as children move to and through school provides foundations for their future success

Children successfully manage transitions into school and through school when teachers establish continuities between children's prior, current and future learning.

8. Assessment of young children

Assessment involves the purposeful and ongoing monitoring of children's learning. The information gathered is used for future planning and to make judgments about a child's learning and development. Children's everyday learning experiences offer rich opportunities for gathering this evidence of learning.

Young Explorers' Club Policies & Procedures January 2020

APPENDIX Q: RECEIPT OF POLICIES BY STAFF MEMBERS

By inserting the date and placing their signature against each policy below staff members are confirming: -

1. That they have received, read and understood each policy.
2. They have a clear understanding of their role and responsibilities in relation to each policy.
3. That they have received training in respect of each policy.

POLICY NO.	POLICY NAME:	NAME OF STAFF MEMBER	DATE POLICY RECEIVED	SIGNATURE
1	Statement of Purpose and Function to include: Mission statement and ethos; key information; range of services and facilities; general fee payment information			
2	Children's Charter			
3.	Complaints			
4.	Recruitment (including Garda Vetting)			
5.	Staff Absences			
6.	Staff Training			
7.	Staff Supervision			
8.	Settling-In			

Young Explorers' Club Policies & Procedures January 2020

9.	Behaviour Management including managing challenging behaviour			
10.	Inclusion			
11.	Health Eating (incorporating Food Hygiene)			
12.	Outdoor Play			
13.	Use of Internet, Photographic and Recording Devices (incorporating Multimedia)			
14.	Child and Adult Protection Policy			
15.	Child Safeguarding Statement			
16.	Medication Management			
17.	Accidents and Incidents			
18.	Infection Control			
19.	Intimate and Personal Care			
20.	Nappy Changing			
21.	Safe Sleep			
22.	Risk Management			
23.	Checking in and Out and Record of Attendance			

Young Explorers' Club Policies & Procedures January 2020

24.	Dropping off and Collection of Children			
25.	Fire Safety			
26.	Outings			
27.	Supervision of Children - Indoor and Outdoor			
28.	Missing Child			
29.	Sun Safety			
30.	Animals			
31.	Toileting			
32.	Critical Illness and Evacuation Plan			
33.	Partnership with Parents			
34.	Curriculum			

Young Explorers' Club Policies & Procedures January 2020

APPENDIX R: REVIEW OF POLICIES BY THE SERVICE:

These policies are a working document and will be reviewed regularly and in line with changes in Legislation, Regulations, National Standards and Good Practice.

The following comments are for use at the next review:

POLICY NO.	POLICY NAME:	PROCEDURES AND FORMS:	DATE WRITTEN	REVIEW DATE
1	Statement of Purpose and Function to include: Mission statement and ethos; key information; range of services and facilities; general fee payment information			
2	Children's Charter			
3.	Complaints			
4.	Recruitment (including Garda Vetting)			
5.	Staff Absences			
6.	Staff Training			
7.	Staff Supervision			
8.	Settling-In			
9.	Behaviour Management including managing challenging behaviour			
10.	Inclusion			

Young Explorers' Club Policies & Procedures January 2020

11.	Health Eating (incorporating Food Hygiene)			
12.	Outdoor Play			
13.	Use of Internet, Photographic and Recording Devices (incorporating Multimedia)			
14.	Child and Adult Protection Policy			
15.	Child Safeguarding Statement			
16.	Medication Management			
17.	Accidents and Incidents			
18.	Infection Control			
19.	Intimate and Personal Care			
20.	Nappy Changing			
21.	Safe Sleep			
22.	Risk Management			
23.	Checking in and Out and Record of Attendance			
24.	Dropping off and Collection of Children			
25.	Fire Safety			
26.	Outings			

Young Explorers' Club Policies & Procedures January 2020

27.	Supervision of Children - Indoor and Outdoor			
28.	Missing Child			
29.	Sun Safety			
30.	Animals			
31.	Toileting			
32.	Critical Illness and Evacuation Plan			
33.	Partnership with Parents			
34.	Curriculum			

Property of Young Explorers' Club
 DRAFT

INFORMATION

Property of Young Explorers' Club

SÍOLTA, the National Quality Framework for Early Childhood Education:

STANDARDS:

Standard 1: Rights of the Child

Ensuring that each child's rights are met requires that she/he is enabled to exercise choice and to use initiative as an active participant and partner in her/his own development and learning.

Standard 2: Environments

Enriching environments, both indoor and outdoor (including materials and equipment) are well maintained, safe, available, accessible, adaptable, developmentally appropriate, and offer a variety of challenging and stimulating experiences.

Standard 3: Parents/guardians and Families

Valuing and involving parents/guardians and families requires a proactive partnership approach evidenced by a range of clearly stated, accessible and implemented processes, policies and procedures.

Standard 4: Consultation

Ensuring inclusive decision-making requires consultation that promotes participation and seeks out, listens to and acts upon the views and opinions of children, parents/guardians and staff, and other stakeholders, as appropriate.

Standard 5: Interactions

Fostering constructive interactions (child/child, child/adult and adult/adult) requires explicit policies, procedures and practice that emphasise the value of process and are based on mutual respect, equal partnership and sensitivity.

Standard 6: Play

Promoting play requires that each child has ample time to engage in freely available and accessible, developmentally appropriate and well-resourced opportunities for exploration, creativity and 'meaning making' in the company of other children, with participating and supportive staff and alone, where appropriate.

Standard 7: Curriculum

Young Explorers' Club Policies & Procedures January 2020

Encouraging each child's holistic development and learning requires the implementation of a verifiable, broad-based, documented and flexible curriculum or programme.

Standard 8: Planning and Evaluation

Enriching and informing all aspects of practice within the setting requires cycles of observation, planning, action and evaluation, undertaken on a regular basis.

Standard 9: Health and Welfare

Promoting the health and welfare of the child requires protection from harm, provision of nutritious food, appropriate opportunities for rest, and secure relationships characterised by trust and respect.

Standard 10: Organisation

Organising and managing resources effectively require an agreed written philosophy, supported by clearly communicated policies and procedures to guide and determine practice.

Standard 11: Professional Practice

Practising in a professional manner requires that individuals have skills, knowledge, values and attitudes appropriate to their role and responsibility within the setting. In addition, it requires regular reflection upon practice and engagement in supported, ongoing professional development.

Standard 12: Communication

Communicating effectively in the best interests of the child requires policies, procedures and actions that promote the proactive sharing of knowledge and information among appropriate stakeholders, with respect and confidentiality.

Standard 13: Transitions

Ensuring continuity of experiences for children requires policies, procedures and practice that promote sensitive management of transitions, consistency in key relationships, liaison within and between settings, the keeping and transfer of relevant information (with parental consent), and the close involvement of parents/guardians and, where appropriate, relevant professionals.

Standard 14: Identity and Belonging

Promoting positive identities and a strong sense of belonging requires clearly defined policies, procedures and practice that empower every child and adult to develop a confident self- and group identity, and to have a positive understanding and regard for the identity and rights of others.

Standard 15: Legislation and Regulation

Being compliant requires that all relevant regulations and legislative requirements are met or exceeded.

Standard 16: Community Involvement

Promoting community involvement requires the establishment of networks and connections evidenced by policies, procedures and actions which extend and support all adult's and children's engagement with the wider community.

For further information, see www.siolta.ie